



Solutions through Dowsing

My Military Handbook

Semper Fidelis
Always Faithful

Written by
Louis J. Matacia

Edited by
Rebecca Hall

On the cover:

The artist depicts the team work of a map dowsner

From an actual combat photo onsite.

*A Marine is map dowsing an enemy target for a
mortar crew of Marines in Vietnam using radio to
relay the airstrike coordinates.*

*Shades of depth are about to strike the concealed
enemy troops without remorse. War is hell!*

© 2008 LJMatacia All rights reserved.

No part of this book may be reproduced in any form or by any electronic or mechanical means, including information storage and retrieval devices or systems, without prior written permission from the publisher, except that brief passages may be quoted for reviews.

First printing. Printed in the U.S.A.

Solutions through Dowsing

My Military Handbook

*“My life has been saved
more than 27,000 times
in every way known to man
through dowsing.
If this information can
save just one life,
then it is worth all the effort.”
- Louis Matacia*

Written by
Louis J. Matacia
Certified Engineer
University of Virginia
Licensed Land Surveyor
VA, MD, PA, WV, TN, KY

Edited by
Rebecca Hall

Thanks and Dedication to

Capt. Raymond Poppelman, USMC
Staff Sgt. Carl Bracy, USMC
Lt. Roger Corbett, USN
Capt. Oscar Branson, US Scientist
Dr. Ron Blackburn, retired Lt. Col. USAF
Dr. Robert Pyle, Ranger US Army
Dr. Robert Humphries
Dr. Robert Kuhn
Ted Kaufmann
Philip Gaspar II, USMC PFC
Ginette Lucas
Gary Hayden
Laura Ely
Nicholas Borsa
Jacqueline Gaspar
Bob Ater
Bess Cutter
Katherine Lindsey
Manuel Ortiz
Vincent Bersal
Robert Moore
Ashley Goodrich
Ron Lamb
Leroy Bull

Edited by
Rebecca Hall

Copyright © 2008
USBN

Forward

Dowsing is a progression of human intelligence and experiences to create desired solutions now surfacing through the individual's potential results with remarkable speed and accuracy.

The outer limits of the dowser's capability is associated directly with his collective mind to understand spiritual intervention, missions of spirits, and natural laws that reign throughout the incarnate body present on earth.

This book initiates any person within 10% of the essential skills and tools of dowsing. The remaining 90% is discovered by the dowser through life experiences, determination, and the desire to better himself in this art when applied to all fields of knowledge seeking solutions for the betterment of mankind. A collection of articles, letters, and testimony illustrate the diversity of dowsing with the intent of broadening your mind to prospective uses and possibilities of dowsing. By understanding several different successful dowsers and their methods, you can adapt your needs using any of these techniques towards achieving your rewarding solutions. This book will change your life.

*Ask, and it shall be given to you;
Seek, and ye shall find;
Knock, and it shall be opened unto you.
- Matthew 7:7*



Table of Contents

Forward	5
Preface.....	9
Author's Comments	10
Brief History	11
Tasks to Accomplish.....	13
Visualization	13
Skill Levels	14
Basic Tools	
Your Mind.....	15
Questions to Ask	17
Angle Rods.....	18
Y-rods.....	18
Pendulum.....	19
L-rods	19
Techniques and Procedures	
Your Mind Controls the Tool.....	20
Target Recognition.....	22
<i>Energy by Robert A. Monroe</i>	25
Angle Rods Techniques	26
Locating the Target	28
Y-rods Techniques	30
Procedures	31
Counting Numbers	31
Locating the Target	32
Pinpointing the Hidden/Buried Target.....	32
Pendulum Techniques.....	34
Standard Format Diagram	35
Warning Signals Diagram	36
Tricks, Bad Information Diagram	37
L-rod Techniques	38
Procedures for Locating the Target.....	39

Table of Contents

Target Depth	45
Target Depth with a Pendulum	46
Practice On Site.....	48
Truth in Solutions	49
Pay Attention	50
Focusing Checklist.....	51
Specialties	
Teamwork	52
Water Well Dowsing.....	52
Directions and Distance	53
Pinpointing the Well Site	53
Lower Side of the Flow	54
Depth to the Water Sources.....	54
Map Dowsing.....	56
Practice on Map Dowsing	57
Affirmations	59
Articles, Letters and Testimony	
<i>The Lost Wallet</i>	60
<i>Lost 2,000 Pound Bomb Found</i>	62
<i>How I Got Started</i>	64
<i>A Prayer for the Dowser</i>	69
<i>The Sky Rained Silver Dollars</i>	70
<i>Dowser's Detect Enemy's Tunnels</i>	71
<i>Marines on Operation Divine for VC Tunnels</i> ..	74
<i>Dowsing Uses During Warfare</i>	76
<i>San Diego Man Digs Divining Rod Use</i>	78
<i>Thank You for Our Lives!</i>	82
<i>The Divine Mind</i>	84
<i>Hoping the Best When a Man is Missing</i>	85
<i>Final Phase for Beach Recovery</i>	86
<i>A Dowser's Destiny</i>	87
<i>Well Dowsing vs. Geophysical Surveys</i>	88

Table of Contents

<i>Last Option to Find Her</i>	90
<i>Lake Champlain Milk Run</i>	92
<i>Land Surveyor, Search and Recovery</i>	93
Research and Resources.....	96
Quotes	98
Certificate.....	102
Notes	104

Preface

In your quest for sustaining life, this booklet on solutions through dowsing is written specifically for the US Marine Corp. With updates and attention given to the methodology in achieving time demanding results, you can successfully achieve solutions during your military career and future. This data will help expand your thinking by bonding with the universal truth and understanding through actual hands-on field experiences.

As a Marine, you already have the primary prerequisite - Discipline. Your natural aptitude of Instinct guides you with questions. Through use of a dowsing instrument, your Mind communicates the answers. Your task is to open the pathway, ask the questions of how, why, what, where, and when. This leads to connecting your needs with discovery through the mind.

Remember this - When you mentally demand exact molecular frequencies to respond to your requests, your brain establishes communication and releases the energy. Knowing how and when to use your mind will save your life, as well as giving you control over your adversaries.

Author's Comments

Written for Marines

By a Marine

Camp Lejeune, NC - After practice on the firing range, the Sergeant confessed to me afterwards that he was not the winner in the company's shooting that day.

"Why is that," I asked. The Sergeant said, "You made the highest score in the company. Since my buddy and I shot on the same target, that should have been impossible to beat!" I had great respect for the Sergeant for his honesty and sincerity. I never told him that since my father was a Captain, I was privileged to be taught by experts in firing all types of weapons before my time to serve came as a Marine.


My love and respect for the US Marines continues. I returned to Camp Lejuene many years later to teach Marines the art of combat dowsing with six other expert dowsers at a mockup of a typical southeast Asian village. More teachings continued at Quantico, VA that set dowsing in motion to California then to combat in Vietnam. Marines in combat zones were very successful expanding their dowsing skills. I contribute their success to their discipline of US Marine Corp training. Teaching the general public about dowsing, only about 1% really achieve any significant success. With only a training film without sound, the Marines achieved excellent results. This shows how Marines are very resourceful.

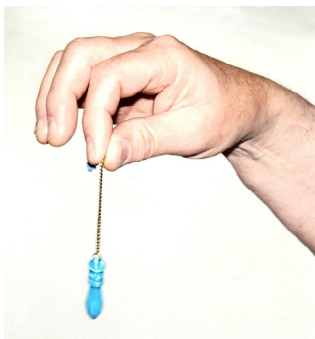
I guarantee a squad of Marines will flourish when qualified dowsers are present. At this time, if any Marines are interested in locating an enemy or hostile person, day or night, underground or otherwise, professional dowsers are able to dowse this person's precise location, no matter the distance. We will know every item the person is carrying, including his orders and any other desired intelligence.

Brief History

The Caves of Tassili in the Atlas Mountains of North Africa feature a 9,000-year-old painting of a man using a dowsing tool; Peru has a similar-aged rock carving with a man holding a forked dowsing stick.

Confucius, 2500 B.C. mentions dowsing. Chinese Emperor's staff, state diviners, became heavily relied upon for their use of the scepter, a Ju-I, meaning 'as you wish.' The Chinese art of dowsing is called *Fung Shui*, a balance with nature, seeking harmony.





This pendulum is a replica of one found in an Egyptian pyramid.

Egyptian stone drawings depict men in exotic head-dresses holding forked sticks or pendulums, with additional dowzers referred to in 1300 B.C.

References to dowsing continue throughout the Romans, Celts, and Teutons eras. In 1586, the King of Spain offered land to the church if they could produce water on it. They did, got the land then controlled the acceptance and practice of dowsing decreeing the teaching and practice as a heresy punishable by excommunication.

Since most of the world's leading colleges and universities are founded by religious organizations, the tradition of rejecting psychic phenomena or mysteries continues.

From use in Nazi concentration camps, General Patton in the African desert, and Vietnam era, dowsing was used, just not endorsed due to lack of "scientific" proof and consistency for any dowsing tool and any person.

Yet, when people are in a survival mindset, truths are sought; dowsing is accepted when the proof is in the solution.

***"College know-it-alls don't realize
that it's what you learn after
you know it all that counts."
- President Harry S. Truman***

Question: Will dowsing really work?

Answer: Yes, start to discover how!

Tasks to Accomplish

Locate:

Archeological Digs
Burial Plots
Buried Treasures
Utilities, Lines and Cables
Caves and Entrances
Crime Scenes
Crystals
Gold or Silver
Ground Water
Irrigation Wells
Natural & Manmade Structures
Persons, Lost/Missing
Thermal Sites
Tunnels / Traps

Solutions for:

Animals
Business
Character Studies
Court Cases
Lost Objects
Radiations
Readings
Relationships
Safety Issues
Self Help
Survival
Warnings
Water
Weather

Locate specific objects using topographical maps, photographs, sketches, etc., even while talking on the telephone or through radios.

Visualization

1. Visualize - Be specific on what you want
2. Know - Write down your goal or ideals on paper
3. Action - Focus on the best solution with all the details



Skill Levels

Beginner - locate hidden items, pipes, traps, people, targets, safety points, danger areas

Intermediate - solutions to needs, locate people, lost articles, specific items, areas

Advanced - map dowse for specific needs, tunnels, water wells, warnings, people, targets, occupied territories, problem areas

Professional - unlimited abilities with specific added educational and experienced knowledge that enhance solutions, ventures, using any medium, i.e. maps & photos, letters, handwriting, telephone, telekinetic or dream paths.

Basic Tools

Your Mind

*"The super conscious mind
can be described as the ultimate formula of all that
exists. It has been called the cosmic intelligence
that governs all things."
- Dr. Albert Einstein*

The outer limits of dowsing is dependent directly upon your desire for solutions, education, field experience, visualization and other ideology such as need, good will, dedication, and discipline. The greatest desire as a Marine is to live.

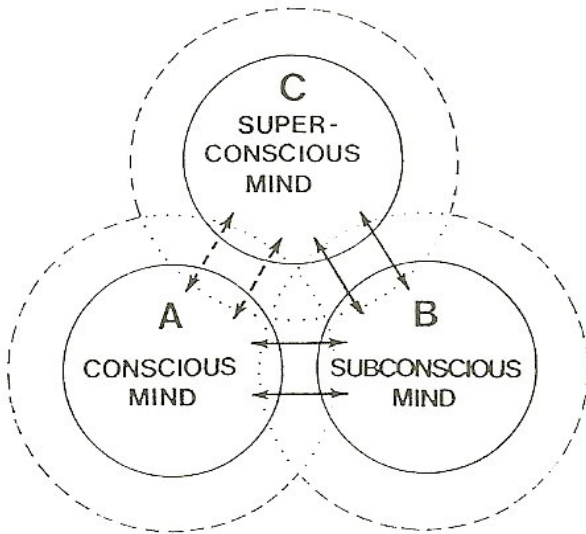
Complete your basic training and you will be successful climbing to the highest mountaintop. Understand and plan questions in advance to fit a wide array of solutions. Know how to sum up a situation quickly and get to the point. Self-discipline is important. Be serious - get serious solutions. Be skeptical - get skeptical answers.

Remember

the Ps:

Prior Proper
Planning
Prevents
Piss Poor
Results





Your Will to Succeed

A. Your conscious mind acts with the knowledge and experiences from B.

B. Your subconscious mind handles decisions, from right to wrong with the conscious mind using that information as action and reaction. The subconscious mind forgets nothing.

C. The super-conscious mind receives the thoughts from your memory in your A. and B. All your deepest desires and wants are possible when all three parts of your mind connect your thoughts and the higher power. All thoughts and solutions from your super-conscious mind is transferred to the subconscious, where it remains. Open and connect all three parts of your mind and you now have the knowledge to tap into and resolve infinite solutions through dowsing.


Questions to Ask

Use any tool to answer specifics about your target:


size	quantity	conditions
depth	quality	obstructions
height	urgency	recovery issues
weight	dangers	recovery tools

Be clear on the target you are seeking.

Be concise with your words.



Basic Tools




Angle rods - 2 L-shaped wires held in each hand with the long side pointing away from the body.
Beginner to Professional



Y-rods - 2 round rods varying size in diameter, type typically used for ends of fishing rods, wound together at the smallest ends, about 1-to 3-feet in length, held in both hands, apart, able to pivot towards body or away, up or down at 90° angles.
Beginner to Professional



Pendulum - an object connected to a string held in one hand between index finger and thumb that allows swiveling; easy to carry. *Beginner to Professional*



L-rods - held in one hand, with a cylinder that can hold an element of the target that you are seeking. Above the cylinder, an extended rod swivels loosely. *Advanced to Professional*

Techniques and Procedures

Your Mind Controls the Tool

Using dowsing requires a need to set preprogramming instructions - you set your system of communication with your mind and your device in advance. It is your conscious mind that reads your dowsing tool. The signals from the tool are for you to decipher. Presetting the standard answering system is essential in interpreting the answer to each question. The connection system is fast

and accurate. Keep true to your mindset; changing programming results in confusion and misinterpretations.



Small bead sifted from soil located with Y-rod

This simple set of methodology is necessary for every individual prior to seeking solutions. All parts of the mind act in complete unity to permit the flow of infinite intelligence and all creative power available everywhere, all




The larger arrowhead is from a distant Area revealing trade



*“Nothing is impossible
no matter how improbable
it may seem.”
- George Walking Bear*

*Found with the L-rod
with elements of gold,
silver and crystals
in handle*

**Even if
Unknown
Ask to find it!**




*Cache of
silver bars
found
by
map
dowsing*

Target Recognition


Selecting the tool can depend upon the target. In the techniques for each tool, as you practice, you will improve. Target recognition is extremely important for the accuracy and solution.

Target *Synonyms* - thing, entity, item, article, object, intention, mark, spot; *Figuratively* - any aim one tries to achieve; goal; objective; *Surveying* - the movable sight on a leveling staff; vane; any marker for leveling a sight on.

Azimuth - an angle constructed in surveying between a north-south line through the observer to any point on, or projected on, the earth's surface, measured clockwise, from the north.




Triangulation - the process of a series of lines crossing laid out for measurement or mapping out. In dowsing, the reference points are used locating the azimuth and the crossing of the lines for pin-pointing the target. The angles can be acute, equilateral, obtuse, right angles, isosceles angles or scalene.



Elements - simple substances, such as, gold, iron, carbon, sulfur, oxygen, and hydrogen. An element cannot be separated into simpler parts by ordinary chemical means. There are over 100 elements, each composed of atoms that are chemically alike. Elements can also include any of the four substances --- earth, water, air, and fire --- that were thought in ancient times to make up all other things. An element can also be any unit or part of a larger group, formation, or maneuver, even a very small part of a given magnitude similar in nature to the whole magnitude.

- When on-site locating is not possible, use map dowsing.
- When a map is not available, focus your mind.
- When on site, use your eyes to focus on the terrain; you will be able to feel the tool react to the target then mentally note the line of sight.
- When on-site location has obstacles, ask for the results from a distance of your choice.
- When another target is located, understand and accept that a purpose or need existed for this to be revealed.
- When a target includes a wide range and is not pinpointing the object, ask if something is affecting discovery, such as the sun, weather, or protective force
- When the tool fails to reveal a target, ask if the target can be found today, at night, sun up or sun down or if the target is moving.
- When the target is moving, ask for the direction of movement and velocity.
- When the tool points to more than one area, ask if there are multiple targets, then ask for the most important or best solution or ask to discover all the targets in order of importance.





Energy

by Robert A. Monroe

I am more than my physical body.
Because I am more than physical matter,
I can perceive that which is greater
than the physical world.
Therefore,
I deeply desire to expand,
to experience,
to know,
to understand,
to control,
to use
such greater energies
and energy systems
as may be beneficial
and constructive
to me
and those who
follow me.

Angle Rods Techniques



Using the angle rods, hold the short end of the bend wire in each hand freely, keeping your hands together.



As you move over, under, or on a hidden structure or the object you are seeking, the wires swing into alignment with the hidden structure.





As you move along the line of the fault, the angle rods open at the item that you are seeking.

Locating the Target

To obtain an azimuth to your target, using a single rod only, sweep the area. As you walk towards the target, the rod will point in the direction indicating your target.

Continue using a single angle rod as you walk towards the target checking on the direction. Program the rod to turn at a 90° angle, hitting you in the chest when you are over the target. Using two angle rods, when the rods cross, you are directly over the target.







Locate your target by getting closer to the target. Understand locating different targets may require different methods. Have your criteria set in your mind. The angle rods cross when over the target.



Y-rod Techniques



Using the Y-rod, hold the open end of the joined pieces in each hand freely, keeping your hands slightly apart, waist high.



As you move over, under, or on a hidden structure or the object you are seeking, the point swings down towards the hidden structure.



Procedures

The Y-rod can also answer questions with your directions and understanding. Set standards, just as you preprogram your mind, you program the rod.

Yes = points forward and down

No = snaps back towards you

Counting Numbers

Ask numbers by programming the Y-rod to answer by pointing down when you reach the correct number. Ask if more than 100, if more than 1,000, if less than 500, if less than 50.

Locating the Target

Using the line of sight when the holding the Y-rod, turn your body with the rod. Scanning the area like a radar, when the Y-rod points down, note with your eyes the direction. Ask for the distance to the target using the counting procedure.



Pinpointing a Hidden/Buried Target

When the Y-rod points down to the target, move closer to the ground, several inches. The Y-rod seems to automatically lock onto a point above the target as if the Y-rod tip is glued to the point. Turn the Y-rod and your arms together to pinpoint the center by making an 'X' covering 90° on the surface of the ground. Where the Y-rod pulls down towards is your pinpointing site to dig.



Prior to digging, use the counting procedure to find the depth to the target. The depth to target is also explained further.

Pendulum Techniques



Using a standard format, train your pendulum to respond by movement in these patterns using clock face positions:

1200 to 0600 is YES

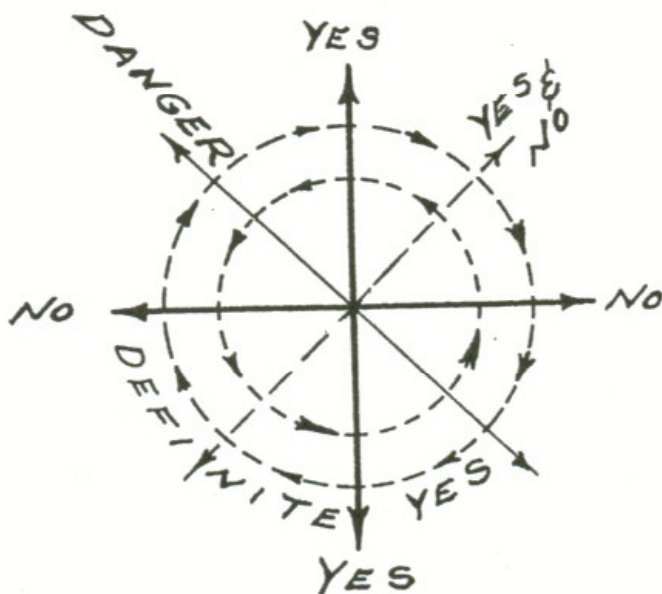
0900 to 0300 is NO

0130 to 0730 is Yes/No Reword

1030 to 0500 is Danger

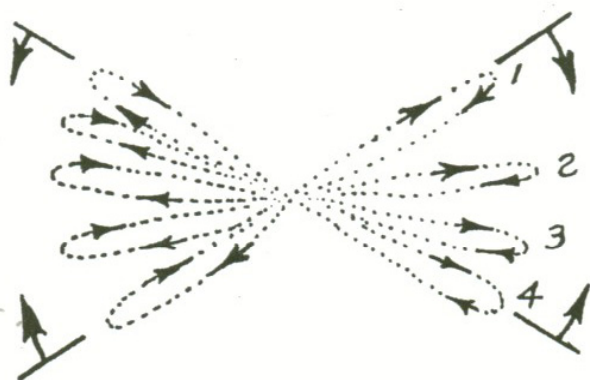
Clockwise is Definitely Yes

Counter Clockwise is Definitely No




Hold the pendulum between your forefinger and thumb. You can feel the pull as the pendulum begins to swing or spin strongly. You can rest your elbow on a table if you need to keep your hand steady.

The pendulum is used most often for answers to multiple questions and map dowsing. From beginning dowsers to professionals, the dowsing pendulum is easier and convenient.



Warning signals, the timing is not right!

When the pendulum swings 8 to 12 oscillations making an "X" signal this clearly is not the recognizable clockwise or counterclockwise movement. Check your surroundings immediately; warnings should be acted upon.



Tricks, Bad Information

When the pendulum oscillates 3 to 8 times elliptically while gyrating clockwise full circle, someone could be tricking you, you have been given bad information, or the question will not lead to the desired answer.

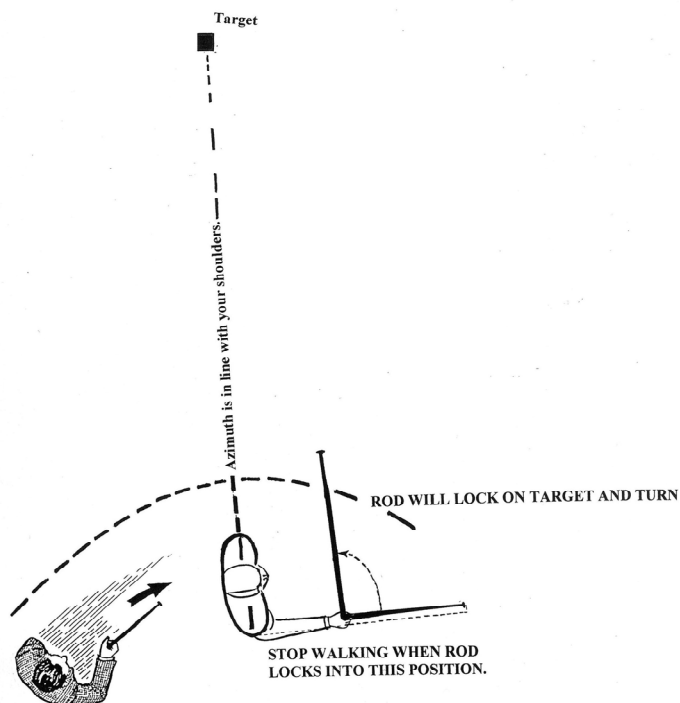
L-rod Techniques

The L-rod is very accurate with the for short or long distance in combination with map dowsing. Instructions are with the dowser holding the L-rod in the right hand.

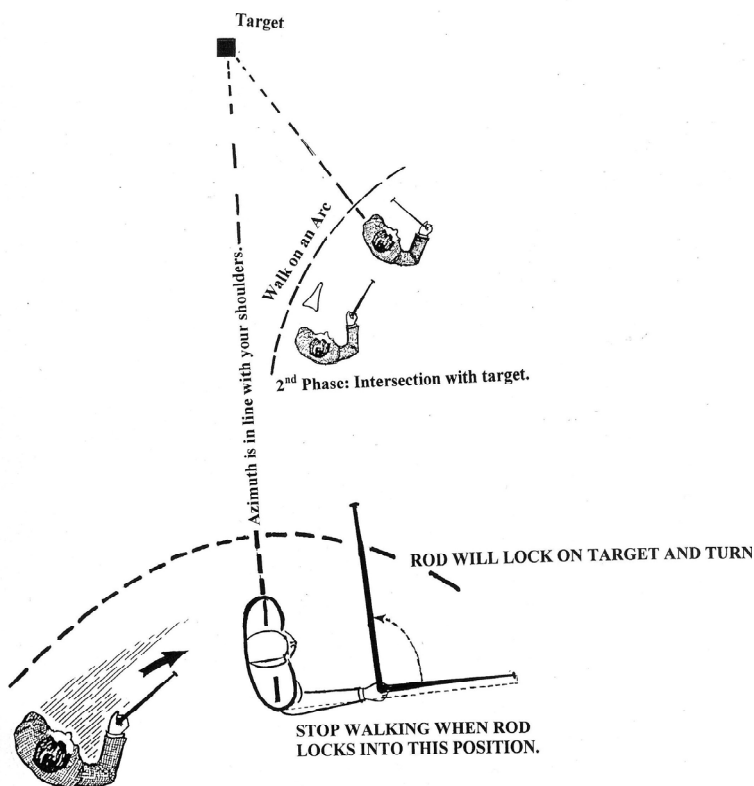


Write a description of what you are seeking, load the L-rod cylinder with the element, or wrapping it around the handle. Hold the L-rod with your hand up, elbow held at a 90° angle, the swivel point straight forward from the dowser. Managing to hold the rod level with the area may require finger placement in a bracing manner. Anyone present must be in back of the dowser. Anyone carrying samples of materials must avoid the dowser's position during the search pattern.

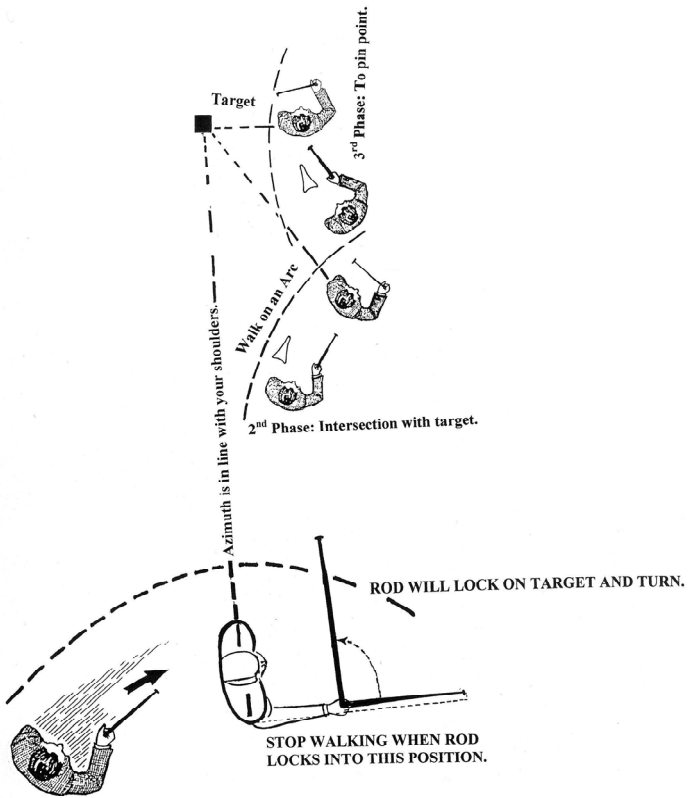
Procedures



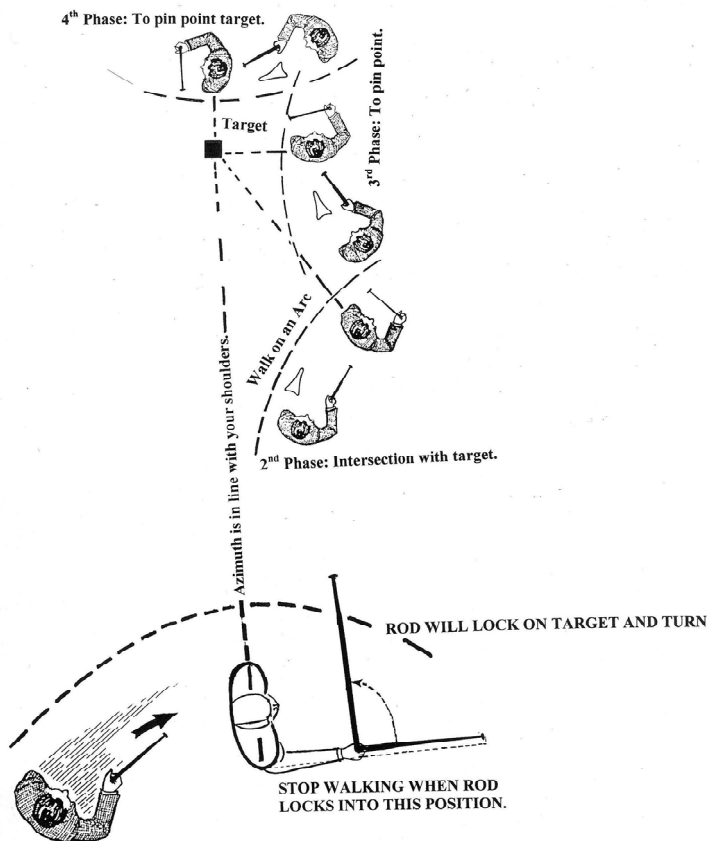
For the L-rod to work, the dowser must be in a continuous movement with the feet, as in marching in time. Walking in an arc, rather than a straight line, hold the rod pointing forward. Stop walking when the rod locks 90° to the left, swinging towards the dowser's body (the rod will touch the dowser's chest). The distance to the target can be as far as 2,000 feet away.



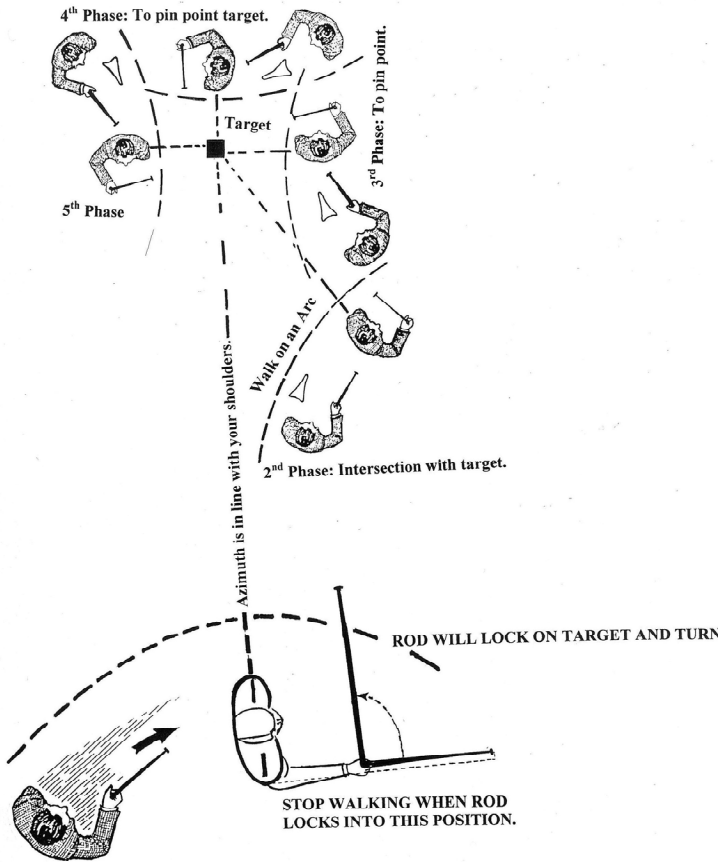
Continue walking in an arc, completing the crossing of each pointing of the L-rod until the target is located, 2nd phase.



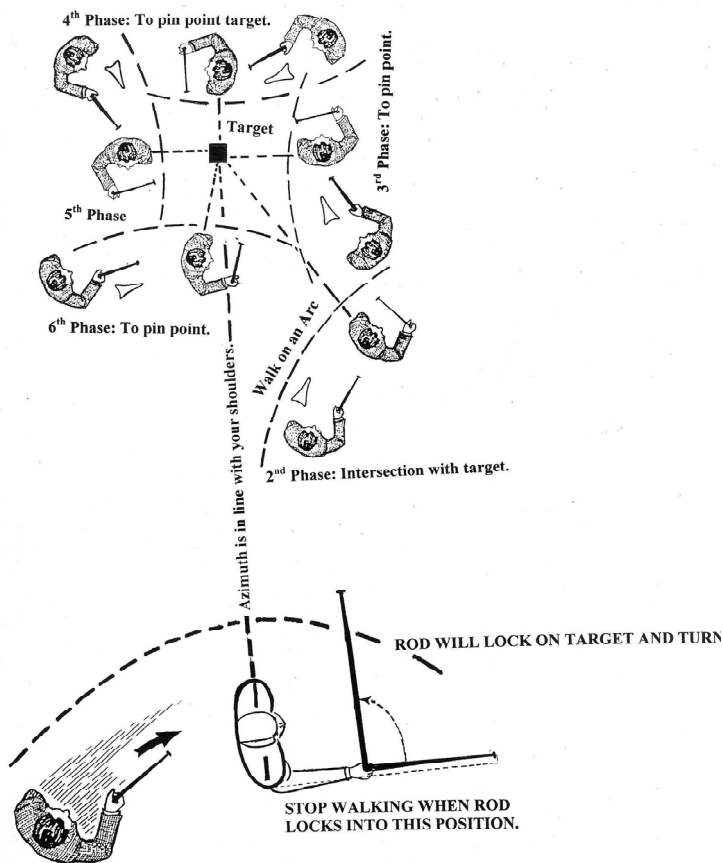
Continue walking in an arc, completing the crossing of each pointing of the L-rod until the target is located, see diagram.



Continue walking in an arc, completing the crossing of each pointing of the L-rod until the target is located, 4th phase.

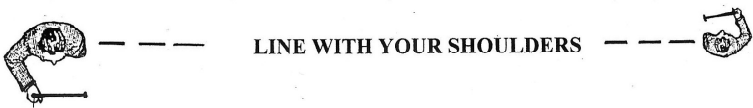


Continue walking in an arc, completing the crossing of each pointing of the L-rod until the target is located, 5th phase.



Continue walking in an arc, completing the crossing of each pointing of the L-rod until the target is located, 6th and last phase.

The azimuth is in line with your shoulders. The L-rod does not require preprogramming because it reacts with the human body by lining up the target with the shoulder line. Use another tool to answer questions for yes or no and counting procedures.

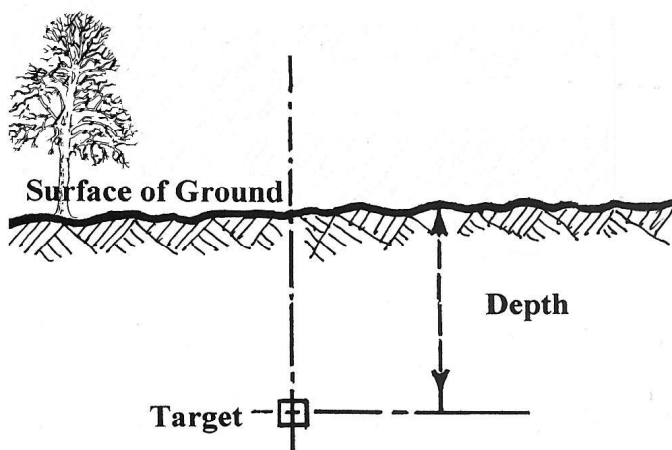


Target Depth

So, you located the target, using any tool, on the ground or on a map. Before digging or drilling, using expensive equipment, more specific questions need to be answered.



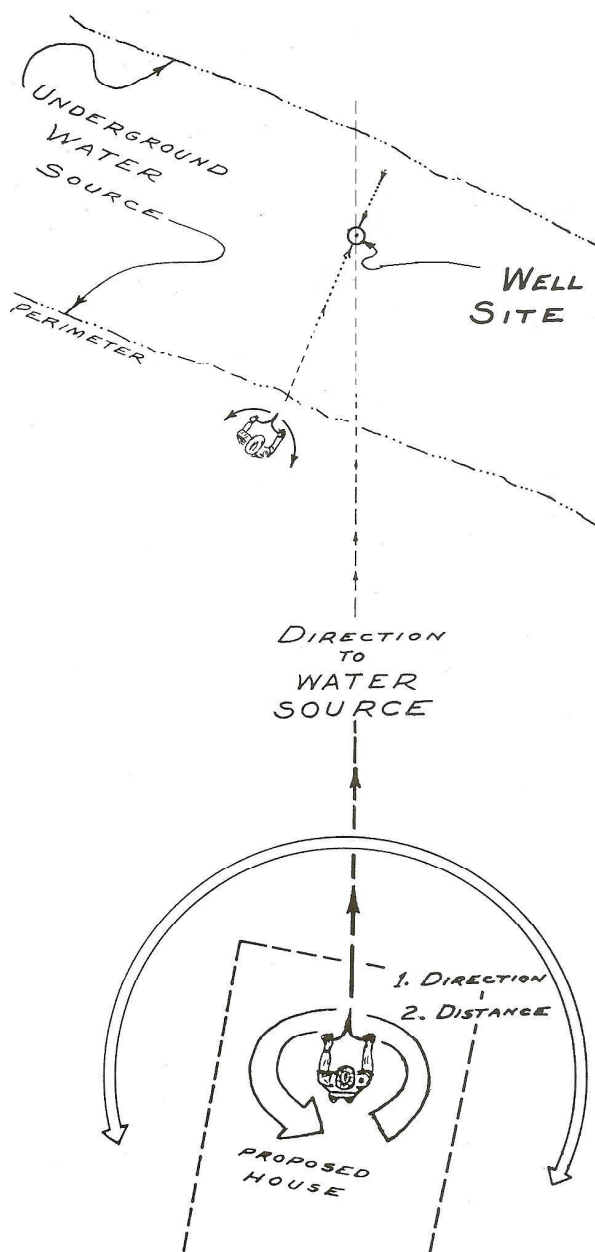
Target Depth with a Pendulum



Point 1 - The target is pinpointed on the surface of the ground above the desired target designated as point 1.

Point 2 - To establish a depth, ask how deep the target is in inches, feet, or meters. Example: Ask if depth is from 1 to 100 feet, if more than 100, if more than 1,000, if less than 500, if less than 50.

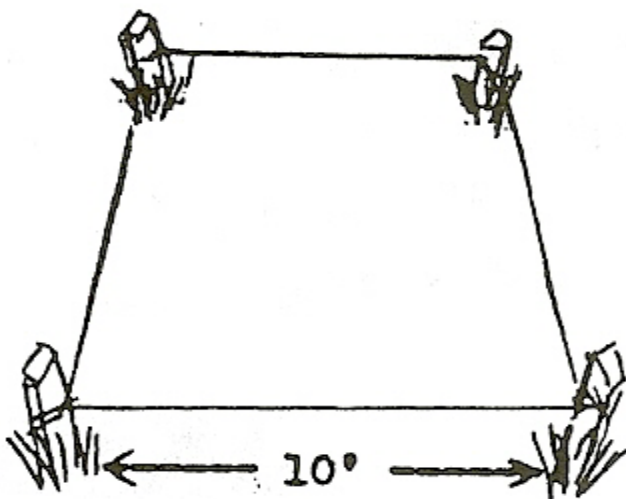
As you develop this depth system, you can seek additional points, such as the depth from point 2 to the bottom of the target by starting again at point 1, asking the question to answer with the depth to the bottom of the target. Through practice, you will find a system that is comfortable for you with accuracy for buried targets using any tool.



Practice On Site

Learn to become a successful dowser through practice. Success does not come with practice alone, but with purposeful practice and field experience. Focus toward a purposeful goal, not just for practice's sake.

Practice on specifically locating a hidden target in a relatively small area which develops reliable and consistent results.



1. Stake a small practice area in a grassy or sandy spot about 10 feet x 10 feet, wrapping cord around the perimeter.
2. Tell yourself that you are only interested in locating a hidden target in this area and not outside the area.

3. Have someone else drop a coin into the grassy area, bury a roll of pennies in a sandy area - out of your sight. Be creative.
4. Use any tool. Scan the area from a point outside of the marked off area. Do the same from another point, setting up a triangulation.
5. Believe the results. Go directly to the target and pick it up.

The practice area can be enlarged when you acquire a history of successful searches.


Truth in Solutions

The dowser with a problem must free the problem. You must believe that “In truth there is no problem.” You cannot have truth and a problem. You must seek the perimeter of truth beyond a horizon which in time becomes less distant. You are the horizon. To think, “I have a problem,” is negative resulting in chasing away the truth. Focus on retrieving the best solution.

When time is allotted carefully, the mind relaxes and you can exercise your powers. Your thoughts must be very clear.

Uninhibited minds of children latch onto dowsing very successfully - immediately - even in advanced skill levels of locating targets. Adults often build up anxiety, a shield preventing the dowser from successfully focusing on the task at hand. These are called ‘influences’ which cause failures.

Pay Attention



You may begin to notice receiving signals through your body's nervous system, such as chills, or pin pricks in your finger tips. Note this data down and review for consistencies to help your awareness in your expending senses. Always be alert. Listen to you inner guidance system for your own survival.

The tool can send signals that may not display such simple answers as yes or no. Learn to recognize reluctance that could be a warning or guiding your away from becoming involved in discovering the solution. By focusing when to act and when to cancel or abort, you can feel the silent communication with your mind and tool - react as one. In situations where a very serious decision must be made and the answer warns you, displays a danger signal - recognize the uniqueness and act upon it.

When your dowsing skills advance in a professional manner, it brings to the surface your hidden thoughts, actions, traits and desires. Your life hangs on the threaded thoughts of ingrained habits, customs, children, navigating to serious action at an adult stage with the risk of causing grave consequences to your personal safety. Knowing the truth in solutions may expose more than you desire to discover.

Focusing Checklist

Memorize these steps then use as easy as climbing a ladder.

Permission - Ask for your mind to be open to receive and communicate answers. A rested mind allows you to be alert.

Program - Review your methods of communication with your tool. Link your mind to the instrument.

Prepare - Review your questions and possible additional questions.

Influences - Focus on positive energy and receiving the solution, remove all negative people, skeptics, and animals from your area.

Protection - Ask if this is the right time to help, to work the truth, and to know the solution.

Control - Practice without pressure. Practice mental control, blocking out all interruptions. Completely focus on one situation. Believe that the solution and connection is there and that it will come through.

Faith - Dowsing under combat conditions when safety or lives are involved, results tend to be highly accurate because you want the best solution. You must believe you will succeed.

*“Life experience comes from the heart
is the greatest wisdom.”
- Leonardo da Vinci*

Specialties

Teamwork

Work together as a team. Knowledge of your specific subject and field experience will enhance the dowsing accuracy desired.

As you gain more experience, your entire body, mind and spirit will automatically rescue you. God’s speed on this new venture where life will be more challenging and stimulating than you ever thought possible.

Water Well Dowsing

Advanced to Professional Level

On the field locating of a water well site, use a Y-rod beginning at the existing or proposed building site. County, city and local ordinances must be adhered to. Following Carl Bracy’s guidelines, first begin with the specific mindset asking for:

“I am searching for a live stream of potable water, one that will not go dry during a drought or an earth slip and will produce a minimum of 10 gpm of recoverable water at the least depth and with the highest purity on this person’s property. Please program until further notice.”

Depending on the terrain and accessibility, sometimes you must ask for the best location for this person's needs as well.

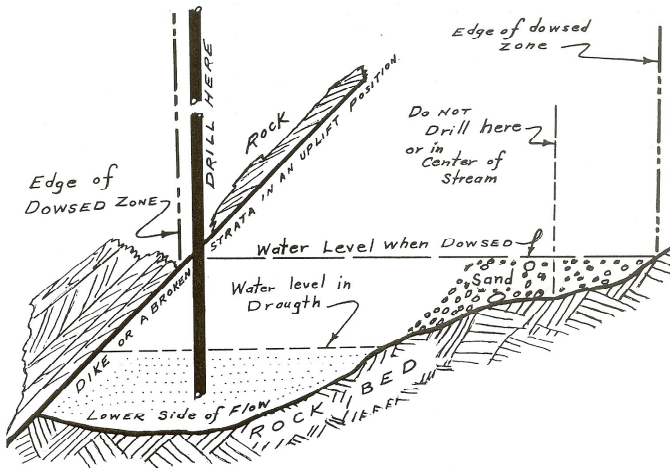
For example, the largest volume of water at the least depth may be on a side hill and could be too costly to make a road and a drill pad. The gallons per minute needs may change from 10 gpm to 5 or 7 or more for commercial use closer to 500 gpm.

Direction and Distance

Using the same techniques and procedures for the Y-rod for locating a target, sweep the area with the Y-rod in a neutral horizontal position while asking your specific mindset questions for the direction (1). When the Y-rod pulls downward indicating your azimuth then ask the question (2) the distance to the target.

Pinpointing the Well Site

The dowser holding the Y-rod requests the precise location of the water source. The ideal water source is the '*lower side of a flow.*' The drilling bore hole is critical. A well should not be over a stream or tunnel. It should always be on the 'lower side' of the flow. When the water level diminishes in volume, the water level still reaches the bore hole. Water does not rest in a flat position; it meanders according to the bed-strata which are not always level.



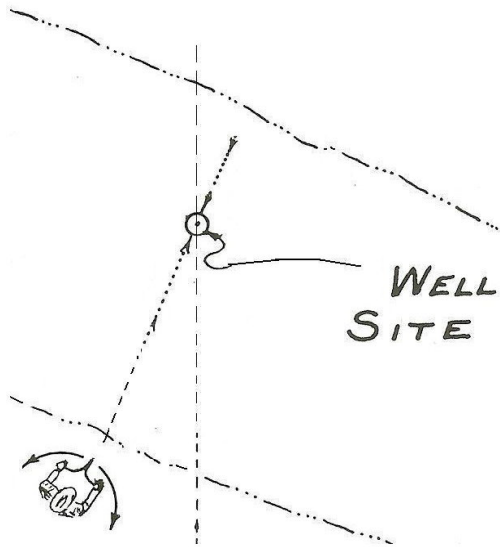
Lower Side of the Flow

The dowser asks for the lower side of the flow. Using the Y-rod, the dowser pinpoints to the ideal drilling bore hole to the lower side of the flow. Place a nail with flagging in the ground for the driller to drill. After setting the nail, the dowser should check to see if this is a good well site as programmed for tapping the ground water. Set a 3-foot stake firmly in the ground beside the nail, labeling the stake with 'well site' adding plenty of flagging for the drilling rig's driver to set the rig in place.

Depth to the Water Sources

At this point, again, focusing on this precision depths and best target, clear all outside influences, including curious homeowners, construction crews, animals and children.

At the well site location point, begin using a counting procedure for the depth to the first water source. A well may contain from one to eight or more water sources, each water source in different depths and varying gpm. After the water source is depth is reached, then ask for the 'flow' in that depth and each successive depth.



1st water source: note the depth, ask for the flow.

2nd water source: note the depth, ask for the flow.

3rd water source: note the depth, ask for the flow.

Stop asking for water sources when you get an adequate water flow that is needed. When you want the approximate water flow, add up all the flow then divide by 2. This should get you an adequate water flow for this well.

The deeper the depth, the more expensive the drilling costs. The driller or owner decide when they have received sufficient water to stop drilling.

Note: The driller pumps air into the hole at 320psi (pounds per square inch) so when water is hit a big percentage of the water doesn't come to the surface. Generally, the water coming out of the hole is only half of the underground stream. To find the actual gpm, a pump test must be performed.

Map Dowsing

Advanced to Professional Level



When map dowsing, to further expand your accuracy of cache sites - you need the comprehension of what the cache could hold - the possibilities. Using a topographical map and locating a 'good' target could conflict with the physical on site location. Team work and preparing ahead the same terminology instills a foolproof system. The uniformity and training that the military instills provides several minds acting as one trained thinking professional unit. The same logic needs to be sustained on recon operations using teamwork with map interpretation and field verifications, making use of speed and accuracy.

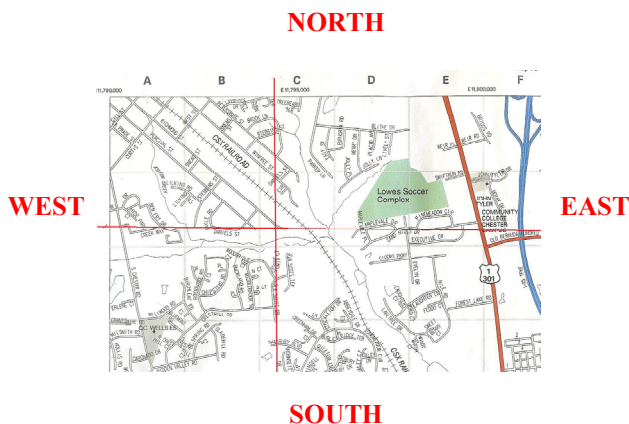
Practice On Map Dowsing

Each person can develop his/her own method for map location work. Before beginning as in all dowsing seeking solutions, think out your questions. Write down questions and review for specifics or details. Avoid general or open questions.


The simplest method is to lay the map flat. With a straight edge or ruler in one hand, place a pendulum in the other hand. Using the map coordinates with north at 1200, slowly move the straight edge along the north to south axis. While you ask a series of questions, the pendulum can react by your programmed responses. When the pendulum answers 'this axis or line,' mark the line. Move the straight edge along the east to west axis, asking the same questions, allowing the pendulum to react and mark the map. Where the lines intersect, this is your target. Ask questions again to confirm if this is your target. Ask if there are other targets.

As in all techniques in dowsing, solutions will improve with greater speed and accuracy with practice.

A second method is holding your pendulum in your hand as normally programmed, hold the pencil in your other hand. While asking a series of questions, the energy allows the pencil to automatically move resulting from programming the solution to be drawn as a small circle at the site. The pendulum should begin a clockwise circling motion to verify the location.



***“Chances favors the prepared mind”
- Louis Pasteur***



Affirmation

An affirmation assists in producing desired information. Ask:

“I want the help and cooperation, the assistance, the understanding of those individuals whose wisdom, development, and experience are equal to or greater than my own, coming from the spiritual planes or higher planes and also on the physical plane on earth. I want their guidance and protection from any influence or any source that might provide me with less than my stated desires.”

Articles, Letters and Testimony

The Lost Wallet

by Rachel Ferrell

February 2006

On a chilly day in Ohio, my friend and I met at a local department store after work. After shopping, we got some dinner at a nearby restaurant. Because the night was so bitterly cold, I stayed in her car after starting mine, waiting until it was warmed up before leaving.



Not until the next day when reaching for my wallet to pay for a snack did I miss it. I was sure it was in my coat pocket; not there. Once home, I searched my car, the paths traveled, my front yard, my friend's car. My parents and my friends joined in the search. I was convinced that it fell out between jumping in and out of the car at the parking lot. We searched to no avail.

Frustrated, I racked my brain to think of a solution, that's when I thought of Louis, the best dowser I know. I attempted to dowse this myself but since I had such a strong attachment to the object, my assuredness of having it in my coat pocket and just slipping out - I influenced the pendulum to give incorrect answers. By phone, Louis said, "Well, let's see what we can do." We asked if it fell out of my pocket; he got a *no*. We asked if it was in the parking lot; *no*. We asked if someone

found it and turned it in at the store: *no*. Louis asked the last place I remembered having the wallet; I paid the bill at the restaurant. He said he was getting that the wallet was still in the restaurant at a booth with something green. He said to go back to the booth. Back at the restaurant, the hostess and I looked. The booth was red with no wallet in sight. I noticed the booth chair was about 3" from the wall. I leaned in although unable to see in the dark crevice. I went to my knees searching with my arm under the chair; nothing. By this time the staff and patrons were very curious about my persistent behavior. I was adamant that if Louis said it was there, it was there! After asking for a broom, the hostess said the booth seat could slide out. When the hostess pulled, my wallet appeared from the far depths of the corner. I was so happy yet expected it as so. She looked surprised that I was correct. With my own self-satisfied smile, I also knew - the booth was red but unseen by anyone's eyes, the wall and floor were *green*!

The wallet would've gone undiscovered until a major remodel. I would have never found it without Louis's dowsing accuracy. My parents and co-workers can't believe it because they knew our search was thorough. I am so grateful. I knew who to call for solutions.

Lost 2,000 Pound Bomb Found
by Warren Russell
ASD File 1984

As an electrical technician on an Air Force Test Range in Northwest Florida, we performed research and development tests on some 2,000 pound bombs and fusing systems.

In the first week in March, a bomb was impacted at its tactical velocity. It hit a target and skipped then disappeared from remote camera and TV viewing range. The closest observers were nearly 2 miles away and couldn't tell where it stopped.

The time frame for locating the bomb was critical. After a period of time, the fuse would disarm itself - then there was an instrumentation package for recording internal functions that must be recovered before its power cells ran down.

At first, the Military Explosives Ordinance Disposal troops looked for it. They soon asked for help. There was probably 20 or so test range personnel that joined in the search. I was busy with some launching data systems and didn't join in.

After several hours of fruitless searching, most of the men came back for some water. The Project Officer looked rather exhausted. I remarked to him, "I'll have to get my forked stick and find that bomb for you."

He asked me if I really believed things like that worked; I answered that often most lost items can be found that way. He laughed heartily and suggested that I go find it to prove dowsing works! Good naturedly, I explained to him that I understand his viewpoint since I once had the same

opinions about dowsing. Although I couldn't guarantee 100% results, I'd give it a try.

I got a forked persimmon limb and 2 L-rods. A curious engineer asked to go along. I agreed since his influence would be positive rather than a negative influence.

We drove a truck to the area where the bomb had skipped. It was on a slowly descending hillside with a swampy place and creek below about 10-foot wide, 8" deep with clear water and a sandy bottom.


Using the L-rod, I got the direction toward the creek. I walked around part of the swampy area and got another direction. Mentally calculating where the first line would've crossed the second one, a point in the center of the creek was indicated. The indicated point was easier to reach from the other side, so I went down the creek, crossed over, then took off my shoes, rolled up my pant legs, and walked to the center of the creek. The creek bottom showed no signs of anything beneath it. Using parallel L-rods, they crossed when I reached the previously indicated location. The engineer waded out to the creek and was asking numerous questions.

By this time, some co-workers arrived in hopes to see me find the item. I had one of them get a 5-foot wrecking bar. I worked the bar down into the sand in the center of the creek. Then with a clear metallic sound at 8" of water and 1-foot of sand, the bomb was found. A shovel was passed over and with some help the nose was exposed.

Apparently the bomb landed in the swampy area, going underground for about 40-feet, stopping at a

45° nose-up position in the middle of the creek.

The Project Officer went from laughing to asking more questions about dowsing. The Test Engineers realized that everything isn't taught in school books. I have learned that underwater and underground doesn't affect accuracy.



“Do not let your ego become involved.”

- Bill Northern

How I Got Started ...
By Bill Northern

June 2007

Often adversity is called the mother of invention. For me, dowsing was the beginning of a new outlook on life.

One hot day in May 1994, the office building needed a plumber. I tried to fix the obstruction but the quickest plumber was three days away. I thought perhaps the pipe and connection to the building was the problem so I called town hall for plans. The town maintenance crew came over with the drawings. We measured and dug exactly where the plans showed the line to be; it was not there. Neither was it within three feet in either. Returning with an electronic unit, we dug in two places finding bits of an old septic tank line. Becoming a bit embarrassed, they produced two pieces of wire bent in the shape of an "L." Walking along the building, the rods crossed. Another few feet, they turned the rods crossed again. We dug another hole in this 90° heat - there was the pipe we wanted! Funny that a simple wire found pipe better than an expensive electronic device or recorded plans. I was fascinated.

Curiosity in "finding things with wires," "V branches," or dowsing hooked me. I read "The Divining Hand" by Christopher Bird. The stories were just what I needed about people using dowsing for the betterment of society. My wife and I attended an annual American Society of Dowsters convention. A wide variety of topics, subjects and speakers divided groups with different interests.

Experienced dowzers lectured on the benefits and pitfalls of dowsing. We worked with bobber L-rods, Y-rods, and a pendulum. and even horses.

With outdoor grounds available, we walked around locating water lines, oil lines and electric lines. The lessons were good, with the practice, results improved - even locating a leaky wiring system that was not ground properly; maintenance was notified and fixed that.

The pendulum instructions included programming so that we would know what our spirit guides or “angels” were trying to tell us.

Map dowsing, where you can draw a diagram of property anywhere in the world and locate a well site on it by using a dowsing tool, was another lesson. I am not very good at drawing anything but I drew my house and found a steam running under it. Many underground streams do carry harmful energy. The instructor stopped at the dog pens, commenting that the dogs would not be happy if they had to stay in this part of the dog pen filled with negative energy. I found this very interesting because I had two dogs in 2 - 12x12 foot pens. The door between the pens were always open because neither dog was happy in that area of the pen.

Another lesson was on different ways to diffuse or clear most of detrimental energy by converting it into beneficial energy. Classmates exchanged names on papers. An experienced dowser got my note and began perspiring heavily. He stated this person had a concrete wall around her and he was having trouble breaking **it**. After a few more minutes he told me she should be better now.

My mother suffers severe depression, only venturing out once a month to see a psychiatrist; her friends and family handling her shopping needs. Even at this moment, we had arranged a caregiver in our absence. I thanked the man for his valiant effort.

Upon returning home, I checked on my mother; no answer. Fearing something was wrong, I rushed to her house and found her car gone. I suspected someone drove her somewhere. In an hour, I called again. My mother answered; she drove herself, bought her groceries for the first time in months, alone! She was literally a different person. Two weeks later after her visit with her psychiatrist, he asked me, "Bill, what in the hell happened to that woman?" I told him what happened at the dowsing convention. He said he had read about "that stuff" but had never experienced it before. He stated my mother no longer needed to see him.

I owned standard-bred horses for years but the only thing I ever learned how to do was sign the trainer's check every month. Another session of dowsing including two horses and questions pertaining to each horse such as, Does this horse like women? Does this horse like men? Does this horse like dressage? Does this horse have a bowed tendon? Our lesson was to dowse the questions. I recalled "The Divining Hand" article about a man using dowsing to determine what was wrong with a horse. That was the day I decided that if others could do this, so could I.

Everyday for weeks to months, I sat in my dining room, practicing with everything I could think

of: playing cards, coins, batteries, even a compass - learning to make the pointer move a wee bit in my hand. I think almost everyone has a few times of self doubt when learning this and it was nice to have assistance from professional instructors that gladly offered advice and encouragement. Determined, I stayed on the right track.

On a visit with friends in New Zealand, I told them about my newly discovered gift. Although they were quite skeptical, I gave my host some dowsing rods and he began finding some underground water and electric lines. He trained multiply horses and offered two horses for me to go over. He was impressed that I had sorted out the problems of both horses. My friend did chiropractic work on horses. While he was inside the stall while, I was outside doing the same thing with the pendulum. Every once and a while, I would pick up on something he missed.

Before long, people who rang for an appointment would ask if the Yank with the crystal was going to be there.

I accompanied my friend to select trainers for race horses. We went over to the horses and asked each horse about the trainers; the horses selected the one they liked the best and the horses raced very well during Cup Week .

The first time I actually heard a horse speak was a few years later. When I walked in the barn in the morning, I heard, "I didn't get my apple today." Freeholder was in the first stall. I thought someone was playing a joke on me, so I checked his stall; he was alone. Again, I heard the same voice say, "I didn't get my apple today." I knew

this time it came from his stall. I called to my stable hand at the end of the barn and asked her why she didn't give Freeholder an apple today. She replied that she did. Then a soft, sad voice said, "I didn't get one, honest." I went on down to the end of the barn and after a brief conversation, she suddenly stopped and said, "You know? I did forget to give Freeholder an apple today! How could you know?" I said that he told me. She went straightaway to give him an apple and will not likely overlook him again.

The introduction to dowsing has proved very valuable from marking well sites for people in distant areas, locating negative and/or noxious energy on properties, in homes, barns, and animals. A most useful purpose is also locating lost animals. I now work for some leading trainers and farms. Rarely is there a day off from having a remote reading to do for an animal somewhere in the world. My curiosity and interests have turned into a betterment for animals and is very enriching.

A Prayer for the Dowser

by Edgar Cayce

Let Thy hand, Oh God, guide me through
the ways Thou seest are needed for those
that seek to know
Thy way through any effort of mine.


The Sky Rained Silver Dollars
by Louis Matacia

1995

In 1980, a tornado laid waste to Xenia, Ohio, a small town about 45 miles away from another small town in Marysville, Ohio. On a homeowner's land including the wooded areas, roads and rooftops remains from Xenia tornado scattered across the area, unknown debris as a rainstorm passed over Marysville.

While visiting other dowzers, we dowzed if there was treasure. Over a ten-acre parcel, small pieces of someone's old coin collection were retrieved amounting to a huge jar full of 1800s silver dollars.

In the average soil, a coin will seep into the ground about an inch a year. With this information and history of the storm, the depth of the coins and sink rate matched. The homeowner remembers being surprised when a refrigerator door dropped that year in their front yard, including a terrible amount of dead birds unable to survive the twister.



*Dowser's Detect Enemy's Tunnels: Coat Hangers
Also Used by Marines to Find Mines*

*By Hanson W. Baldwin, Special to The New York
Times 1966*



Camp Pendleton, Calif., Oct. 10 --- Coat hanger dowsers, or divining rods, are being used by Marine Corp engineers here and in Vietnam to detect tunnels, mines and booby traps.

The traditional willow-wand dowser, employed for many centuries in the search for water, has been replaced, in combat use, by ordinary wire coat hangers or welding rods of steel, brass or other metal three-sixteenths of an inch in diameter.

The wires are bent into L shapes and held loosely in both fists. As the operator walks over the ground they spread apart or point to hidden tunnels, mines or other objects.

Some marines here, including returned veterans, say they have had excellent results with the improvised detecting device.

The coat-hanger dowsers, as they are called here, are not included in Marine Corp equipment manuals. But, according to Marine officers, they have been used in Vietnam with marked success in the last year, particularly by engineer units of the First and Third Marine Divisions, which are engaged in mine detection and tunnel destruction.

Supplement Other Methods

The dowsers supplement the familiar battery-powered mine detector, a complex device that emit's a warning signal when is passed over a buried metallic object and the hunt-and-probe method --- detection with bayonets.

Major Nelson Hardacker, commanding officer of the 13th Engineering Battalion of the Fifth Marine Division, illustrates the uses of the coat-hanger dowser here at Camp Pendleton to Marine replacements bound for Vietnam.

The replacements are not trained in its use, but they witness a demonstration of the device's ability to find a concealed tunnel or cache of arms as part of instruction along a "Vietnam trail" --- a jungle trail in dense undergrowth sown with simulated Vietcong Booby traps and laced with hidden tunnels.

Major Hardacker demonstrated the device this morning to a group of Marine officers and enlisted men.

The two thin wires that he held were bent into L shapes. He held the short ends of the L's --- about 8 inches long --- loosely in his closed fists at chest

heights. The long legs of the L's, each about 26 inches, extended forward from his body, horizontal to the ground and parallel to each other.

Wires Suddenly Spread

As the major walked slowly across the ground, the two wires suddenly spread apart. The ends pointed in opposite directions almost 180 degrees apart.

"There's a tunnel under me and it runs in the direction shown by the wires," Major Hardacker said.

The major demonstrated the device over barbed wire and the wires again spread apart. Over a sloping tunnel, one wire pointed down in the direction of the tunnel slope, over a buried mine, the wires spread apart and pointed down.

A Marine lieutenant colonel who did not know where the tunnels were tried the device and got much the same result.

***Marines On Operation Divine For VC Tunnels
The Observer
Published Weekly For U.S. Forces In Vietnam
Vol. V, No. 45 Saigon, Vietnam, March 13, 1967
Shades of Black Magic***

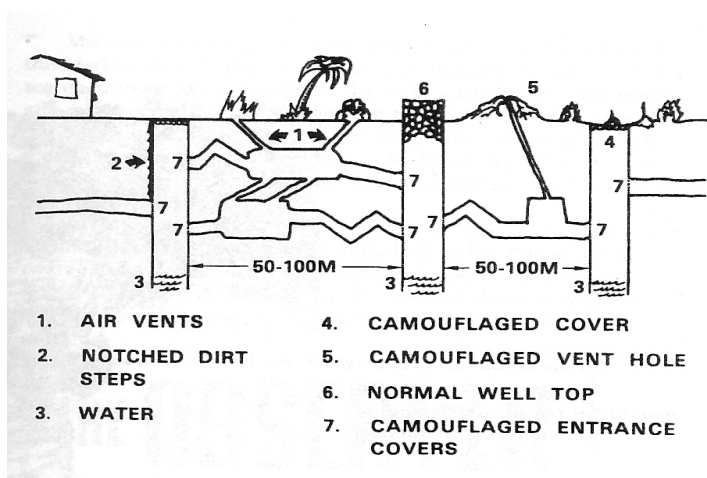
Da Nang (USMC) - An old-fashioned method of locating water in arid areas, the divining rod, has been updated and put to military use in Vietnam.

A method of locating underground structures and other objects by use of wires, "Matacia's Wire Rudder," was used by Marines during the final three days of Operation Independence, three miles west of An Hoa.

Matacia's Wire Rudder is two identical wires, 3/16 inch in diameter, bent in the shape of an "L" with an overall length of 34 inches. The longer side of the "L" is 26 inches in length.

Marines operate the divining rod by holding one in each hand, level with the ground, pointing in the direction of their movement. As the carrier moves over, under or along a hidden structure, the wires will swing into alignment with the structure.

Introduced to Marines of the 2nd Battalion, 5th Marine Regiment, the divining rods were greeted with skepticism, but did locate a few Viet Cong tunnels.



Private FirstClass Don R. Steiner, Shadyside, Ohio, a battalion scout with the 2nd Battalion, 1st Marine Regiment, tried the rods for the first time on a recent patrol. The rods spread apart as Steiner passed a Vietnamese hut.

Upon checking inside the building, Marines discovered a tunnel that led to a family bunker underneath the trail, right where the rods had reacted.

In this day of nuclear powered devices, it may seem that there is still room for the old, if you happen to be a believer.

Some years ago Analog first ran descriptions of the use of dowsing rods for finding buried pipes; we made efforts to get some signs of scientific interest in a remarkable, workable, and inexplicable phenomenon. Scientists quite consistently merely denied it existed.

Marines fighting for their lives in Vietnam, are somewhat less interested in whether a phenomenon is "folklore, mere superstition, pure nonsense!" and vitally interested that it works.

2D MARINE DIVISION COUNTERGUERRILLA WARFARE CENTER



Dowsing Uses During Warfare
By Louis Matacia 2008

Certain prisoners in Nazi concentration camps used pendulums to determine what actions their guards would take in advance. This so perplexed the camp officers that all pendulums were confiscated. The prisoners simply made more pendulums.

In World War II, General Patton used the dowsing skills of Capt. Ralph Harris of South Boston, VA. During the North African desert campaign, Capt. Harris located 14 major water wells, a much needed survival requirement for the army. Many underground rivers were located with the first well at 700 feet, producing 2,000 gallons per minute.

Dowsing was used in improving combat skills and saving lives. In 1967, our military instructing and field work for the US Marines was classified yet the methods worked with quick results. Training was 99% accurate. The idea of survival led the Marines into realizing the use and potential of dowsing.

*San Diego Man Digs Divining Rod Use
Analog Science Fiction / Science Fact
Some Do, Some Don't
By John Burrus Oct 1967*



Camp Pendleton --- A San Diego man attempted to explain yesterday how a divining rod works.

The ancient art had perplexed newsmen and Marines here since Maj. Nelson Hardacker, training officer of the 13th Engineer Battalion, had demonstrated how wire coat hangers would be used to locate booby traps and underground tunnels.

"It's electro-magnetism," said San Diego electrician Ray Saunders of 1737 Bervy St. "coat hangers are good conductors of electricity because they are made of Bessemer Steel. Copper, the best conductor of electricity, is added to the steel."

Damp Hands Increase Efficiency

“The person’s body acts in an electrical field,” Saunders continued. “If the person’s hands are wet with perspiration a better connection is obtained. The rods or coat hangers are magnetized and as they pass over metal there is an attraction.”

He theorized that underground water and air tunnels also might attract the magnetized rods. Saunders locates metal objects with a divining rod called a Detect-It which he purchased for \$3 from a manufacturer in Medford, Ore.

Since Hardacker demonstrated the use of divining rods here, using them has become an off-duty pastime of Marines. Some are able to use the rods and some are not.

Damp Hands Increase Efficiency

“The person’s body acts in an electrical field,” Saunders continued. “If the person’s hands are wet with perspiration a better connection is obtained. The rods or coat hangers are magnetized and as they pass over metal there is an attraction.”

He theorized that underground water and air tunnels also might attract the magnetized rods. Saunders locates metal objects with a divining rod called a Detect-It which he purchased for \$3 from a manufacturer in Medford, Ore.

Since Hardacker demonstrated the use of divining rods here, using them has become an off-duty pastime of Marines. Some are able to use the rods and some are not.

Learned by Looking at First

One of the more adept practitioners, Lt. R. G. Duran, media officer of the Camp Pendleton information office, explained he learned to use the rods by passing them over a metal object he could see.

There was a definite sensation," he said, "and later I was able to locate metal objects such as keys and coins when I was blindfolded."

Louis J. Matacia, an operations analyst at the Landing Force Development Center, has suggested the Marine Corps use the rods in Vietnam.

They would locate enemy mines all right, but by the time the rods located the booby trap the user would be standing on the mine, Duran said.

He said a better use of the rods would be for locating underground caches of Viet Cong supplies.

It is possible to detect TRAPS at a distance from the trap by a distance dowsing system. See the book "Adventure Unlimited" pages 108, 109 tells how this system works --- L.J.M.

Another officer said the coat-hanger dowser did not work well for him. "I guess I'm not psychic enough," he said. This correspondent found a tunnel, previously unknown to him, with the device.

Major Hardacker said that running water, including underground water and sewage pipes, could also be detected.

The history of the coat-hanger dowser dates back more than a year and the idea seems to have originated with Louis J. Matacia of Falls Church, VA., an operations analyst at the Marine Corps Schools at Quantico, Va.

In a letter to the commanding officer of the Ninth Marine Regiment of the Third Marine Division in Vietnam last December, he suggested the use of his method for locating tunnels and other hidden objects, including buried rifles.

Mr. Matacia mentioned tests made at Quantico and at the marine base at Camp Lejeune, N. C. and described his method, which was similar to the one now used at Camp Pendleton. Despite his demonstrations at Quantico and elsewhere, however, his method has never been officially adopted.

In his letter to the Ninth Marine Regiment, Mr. Matacia said:

“I have talked to physicists in the Defense Department and at John Hopkins; none can tell me why it works. The Intelligence Department at Quantico is trying to find out why it works; they cannot find an answer at all.”

Nevertheless, the unofficial use of the device has spread and the Marine engineers here at Camp Pendleton swear by it. They do not know why it works either, but they are convinced that it does.

As one of them said, Secretary of Defense Robert S. McNamara would “certainly approve this gadget as cost-effective.”

*Thank You for Our Lives!**Marines Combat Success in Dowsing 1971**Retold by Louis Matacia**Written by Rebecca Hall 2008*

While chatting with fellow dowsers at a west coast conference, a man excused himself, asking if I was Mr. Matacia. Phil introduced himself as the official Marine Corp Company Dowser in his outfit of 130 men during their combat duty of one year.

“Sir, I came here to thank you for our lives,” he sincerely stated. He recounted point to point events, recounting vivaciously and lively of stories encountered and endured while in combat. “We never lost a single Marine the entire fighting in our combat duty.” He spoke of the brief training on dowsing, accomplishing exposing mines without casualties, directions unfolded, exploiting traps, the mental strengthening of success that continued their courage and honor during their fighting. The crowd went silent. My eyes welled up. Many



dowsers gathered and were inspired with such wonderful results from dowsing with one hundred and thirty men returning safely to home. I finally spoke.

“It is you, Phil, that deserves the Metal of Honor with what you’ve accomplished, the devotion and belief to use dowsing for your entire company and everyone coming out alive!” Phil’s audience requested more dowsing events which he greatly accommodated.

Unknown to us at that time, the Marine Corp expressed their final rejection of dowsing in 1971 in a letter written to at the direction of the Commanding General, Marine Corp Development and Educational Command, at Quantico, Virginia, which stated that several applications in the use of dowsing had been evaluated with “varying degrees of success” but that in no case was the Corps “able to determine a scientific basis for the success or failure of the techniques / instruments employed.” Reasoned the General:

The ‘cause’ of an effect is just as important as the results produced in order to formulate doctrine, organizations and techniques in the form of military publications addressing the subject. This essential causal determination will apparently continue to remain an unknown with regard to those techniques / instructions no matter how many times they are investigated. The Marine Corps will again become interested in dowsing only when it can be conclusively demonstrated that the average Marine can employ the technique without regard to his personal convictions, confidence level, or subconscious development.”

What would those 130 men say? Where would those men be if the General took away the dowsing tool before their tour of duty? Scientific proof isn't needed when men continue to survive knowing a simple bent wire points directions, uncovers traps, and allows their personal conviction of coming home attainable. Thank you, Phil, and your men, for all you accomplished for your company.

The Divine Mind

By Joel Seigneur February 2000

The mind (you) has questions about personal desires and sends a corresponding energy. The 'divine' answers with an energy depicting the 'reality around the question.' At times the answers are not an answer to the question, but an answer to the question which should have been asked!

The 'intellect' has curiosity, the 'divine' is about guidance; curiosity is often not about guidance.

An Example: You ask the question concerning the position of a cache you have located on a map at an old homestead site in a canyon. You receive answers, but then the 'divine mind' intervenes to tell you about another and better cache located a short distance away, which is worth a great deal more to your objective. This includes providing you with intimate details of location, depth, and site description. This is the cache to search for and recover.

Hoping the Best When a Man is Missing
Team Dowsing: Ginette Lucas and Louis Matacia
By Rebecca Hall 2007



While hiking on the mountain-top island, a tourist steps too close to the edge. The tropical terrain gives way. He lands, bruised and battered in an unnatural hole caused by erosion and his fall. Nursing wounds, he hopes for rescue.

At the hotel resort in Nevis, the wife grows concerned as the day ends and her husband, Anton, has not returned. Upon notifying the authorities, local search parties set off on known trails. His route is unknown yet the island is a vast and varying terrain. Locals know time is of the essence in finding a missing person alive. Exhausting all efforts, including helicopters, the American Society of Dowzers is called on Day Three. Louis Matacia teams up with Ginette Lucas fully aware that survival time is critical especially if the missing hiker is injured. Lucas senses the hiker is alive as Matacia dowses over a faxed map for the location. The search crew is notified and the helicopter hits the air towards the position.

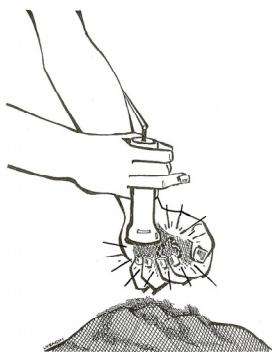

Through Lucas' mind connection with the hiker, she assures the hiker to rise to his feet and strain to show himself since the helicopter is coming directly to him. The rescue was successful, the hiker grateful, the locals thrilled that the dowzers team responded within hours accurately. Anton Tomazic survived eight days in the jungle after two falls from his hike on the Caribbean island.

Final Phase for Beach Recovery
By Louis Matacia 1998

Using an L-rod for beach recoveries and a treasure hunting team of four, we avoid attention at night enjoying cooler weather to retrieve lost articles. The dowser uses the L-rod, the rest of the team equipped with shovels, sieves and pouch to hold the items.

After locating a target with the L-rod, a team member pulls up a shovelful of sand, dropping the mound in a sieve a few feet away. The dowser kneels over the target area and checks the hole in the ground. If the L-rod stays still, the target is removed. The dowser moves to the sieve holding the L-rod over the pile of sand; the L-rod reacts by swinging over 90°. These two actions indicate the treasure is no longer in the original

target area that the item is in the sieve. The team member sifts through the pile retrieving a lost piece of jewelry. Another member scoops the sand back into the pile to fill the hole. Beginning the process over, the team stands behind the dowser and L-rod awaiting the next target direction.



After four to five hours, the team members are tired. Some of the holes dug are as deep as 30-inches. Each team member will get more than a handful of found items when the night is through, a very rewarding night of activity for all.

A Dowser's Destiny

Watch your thoughts; they become your visions,
Watch your visions; they become your actions,
Watch your actions; they become your character,
Watch your character; this becomes your life,
Watch your life; this becomes your reality,
Watch your reality; this becomes your destiny.



Well Dowsing vs. Geophysical Surveys
Letter to the Editor of Water Well Journal
By Dan Jackson June 2004

I read with interest a couple of letters in the October issue of *Water Well Journal* in regard to “Well Dowsing vs. Geophysical Surveys.” One letter by Chris Viani, P.G., claims “that dowsing most certainly does not work,” while Dan Harman claims that it does in his response.

Both of those were read by this reader with a big smile. I am not going to agree or disagree with either one of them. I would like to provide a real life circumstance that I was directly involved with on a job in southeast Ohio.

We were contracted to drill two 26-foot boreholes and intersect a mine shaft at 278 feet. Satellite map overlays, air shaft locations with survey crews, and more map overlays were done so that we could hit the mine shaft exactly.



No problem! After the first 26-foot hole was drilled to 300 feet and \$40,000 later with no shaft, we were contracted to drill test holes all over the place. Nine holes at one location and nine holes at the second provided the same results --- no mine shaft. More surveys and \$70,000 later still brought nothing.

A dowser was brought in and he chose two specific spots, one at each 26-foot well location. The first hole was right on the money --- mine shaft , dead center. The second location, bang. Both sites were 60 to 80 feet from the perimeter we were contracted to drill in.

Prior to the dowser, the engineering company contacted two geophysical companies with no success.

This is a true story and nothing has been fabricated. Do I now believe in dowsing after knocking them for 30 years in the drilling business? I don't know; I just smile!

By the way, the dowser charged only \$50.

*Last Option to Find Her**Team Dowzers: Louis Matacia and Ginette Lucas**By Rebecca Hall 2008*

On a frozen snowy day in Pennsylvania, she was gone. Christmas approached; it was not like her to miss her favorite holiday with her friends. The local police only search for missing adults after 24 hours, with the holidays upon them and severe cold, they were unwilling to take the disappearance seriously. Her friends refused to give up and distributed posters and search parties in the rural areas. After no results, her friend sought help to find a missing person through the internet. Ginette Lucas teamed with Louis Matacia, both agreeing after the first question poised: Is this person alive or dead? Maps arrived, the team met together to find the missing woman's location.

These types of cases when a missing person has been killed, it tends to generate extreme complications for dowzers because there is a killer out there not wanting the body or crime discovered. Often police department officials negatively react also, often accusing the dowser of the crime and subject the dowser to extreme questioning attempting to twist and frame the occurrence around the dowser who is often able to uncover specifics from the scene.

Search teams readied for the location at the same time dealing with the dowsed information that their friend was dead. Before the woman could return to her home state, the search party given the site location found the body from the

map coordinates given by the Lucas and Mataria team. All the searchers were emphatically told to preserve the crime scene, their only purpose was to confirm the location then report to the authorities immediately. Their friends found her and gave the location to the police, leaving out the means to finding the actual location by using the dowzers.





Lake Champlain Milk Run Dowser Ted Kaufman

At a small town on the outskirts of Lake Champlain, two men were last seen after stopping at the local grocer to get some food. With all the snow covered roads, in the morning, no tracks could be found to explain their disappearance. The park ranger asked Ted Kaufman for his assistance in locating the two missing persons.

Kaufman's answer was that the men were in the lake, in their pick-up truck, 30-feet down. The ranger hesitated on this answer as it was winter and the lake was frozen. His opinions changed when the spring thaw came and one of the bodies was found washed up on shore.

The ranger went back to Kaufman, who again dowsed for the truck and the other person. Kaufman used map dowsing indicating where the man was located.

They made the boating arrangements, complete with divers. Kaufman pinpointed the direction from the bow with a Y-rod, navigating to the exact spot for the anchor to drop.

Both divers returned to the surface quite suddenly to tell the officials that the anchor landed in the bed of the pick-up truck and a body was in the cab.

On assumption, the two men after purchasing their items, took a short drive across a lake that was not frozen thick enough to support the weight of their vehicle.

Without the assistance of Kaufman, the expense of dragging a lake that size would've been very costly.

*Land Surveyor, Search and Recovery
Professional Dowser*

By Louis Matacia, BST, LS July 2008

As a professional licensed land surveyor for 46 years, I began to locate buried utilities and property corners by dowsing with the angle rods and the Y-rods. As time passes and aided by learned experiences, my art of dowsing permits me to find property corners by merely mentally requesting the location. I walk to the old property corner and discover it very swiftly and accurately.

I use dowsing tools to make safe passage throughout my daily activities - to job sites, errands, distances, in the mountain regions and cities, especially in unknown areas. Throughout my entire day, the mental operation links the super-conscious, subconscious, and conscious on almost every facet I am involved in with answers to my requests. By simply 'wanting a job to go smoothly all day' is only a request through my mind which is solved with exciting methods that pave the way

to my desires, stress free! When I locate a well site or work on a special surveying project, I request the weather to stop raining during the period I am present. This type of dowsing is entirely different since I ask ahead of time for the desired weather. Many other dowsers practice this same request successfully.



I rely on dowsing for sporting activities. Before white water canoeing, I dowse the river levels for a safe journey which results in very successful trips. When I desire to go snow skiing in the east or west, I use a map to obtain the most favorable area to visit. I ask for the snow conditions and all plans and accommodations to go well and enjoyable.

Dowsing is using the mind as a consequence to become the finest level of a champion. Even during my lifetime, I still have not reached the limits that dowsing offers me.

Conversing with other dowsers allows exchange of ideas and shared practices through each other's experiences. The results are amazing involving weather, people, events, travel, utilities, business solutions, and many other areas which you will discover - sending anyone on journeys never ventured. To me, dowsing is an unlimited source of energy that benefits an individual and others around us.

Yes, one may dowse for treasure. I rate treasure hunting on the same level of danger as combat. Why? Gold or artifacts will cause your partners to become your adversaries instantly when they see treasure. Greed is not the only evil that overcomes rational thinking.

Research and Resources

There are more than 3,000 books and materials on dowsing systems and development, some can be more confusing than helpful.

- American Society of Dowsters, *The Water Dowsters Manual*, 1963-1988, 1990, Danville, VT
- Bird, Christopher, *The Divining Mind, The 500-Year-Old Mystery of Dowsing*, 1993, Whitford Press, Schiffer Publishing, Atglen, PA ISBN 93-084877
- Caidin, Martin, *Ghosts of the Air, True Stories of Aerial Hauntings*, 1996, Galde Press, Inc., Lakeville, MN ISBN 1-880090-10-4
- Cox, Bill, *Aquavideo, Locating Underground Water Through the Sensory-eye of Verne L. Cameron*, 1970, El Cariso Publications, Santa Barbara, CA ISBN 0-88234-009-3
- Davis, Albert and Rawls, Walter C., *Magnetism and Its Effects on the Living System*, Exposition Press of Florida, Inc.
- Driscoll, Fletcher G., *Groundwater and Wells*, 2nd edition
- Eadie, Betty, *Embraced by the Light*
- Garrett, Charles L., *Let's Talk Treasure Hunting, Modern Metal Detectors*
- Garrett, Charles L. and Lagal, Roy, *Modern Electronic Prospecting*
- Geller, Uri, *Uri Geller's Mindpower Kit*
- Grim, R. W. "Doc", *Treasure Laws of the United States*, 1992, LaFayette, GA ISBN 0-9636458-0-3

- Hill, Napoleon, *Think and Grow Rich*
- Hills, Christopher, *Super Sensonics*
- Holmes, Dr. Jesse Harman and The Holmes Research Team, *As We See It From Here*
- Kardec, Allan, *The Spirits' Book, Inspiration and Resolution for the Questioning Soul*, 1973, Zondervan Publishing House, International Bible Society, Philadelphia, PA ISBN 95-83481
- Kirkwood, Annie, *Mary's Message to the World*
- Long, Max Freedom, *Psychometric Analysis*, 1959, Huna Research Publications, Vista, CA
- Massey, Robert, *Alive to the Universe*
- Maurey, Eugene, *Exorcism*, 1988, Whitford Press, Schiffer Publishing, Atglen, PA ISBN 0-14918-88-5
- Mermet, Abbe, *Principles and Practices of Radies thesisia*
- Monroe, Robert, *Journeys Out of the Body, Far Journeys, Ultimate Journey*, Faber, VA
- Olin, Phillip S., *Treasure, the Business and Technology*
- Packer, Duane and Roman, Sanaya, *Creating Money (Keys to Abundance)*
- Rho, Sigma, "Albert Einstein, the Dowser," *Fate Magazine*, July 1969
- Roberts, Kenneth, *Henry Gross and His Dowsing Rod*, 1951, The Country Life Press, Garden City, NY
- Sawyer, Robert D., *The Complete Art of War*, 1996, Westview Press, Inc, Boulder CO
- Sickler, Robert H., *The Detectorist*
- Simmons, Russ, *Dowsing for Treasure*
- Taylor, L.B., Jr., *The Ghosts of Virginia, Vol.1 and 2*

Urantia Foundation, *The Urantia Book*, Chicago, IL
 Williams, Larry, *Treasure Hunter, Confidential*
 Wright, Patricia C. and Richard D., *The Divining
 Heart, Dowsing and Spiritual Unfoldment*,
 1994, Destiny Books, Rochester, NY, ISBN 0-
 89281-423-3

Quotes

Edgar Cayce - Let Thy hand, Oh God, guide me through the ways Thou seest are needed for those that seek to know Thy way through any effort of mine.

Leonardo da Vinci - "Life experience comes from the heart is the greatest wisdom."

Dr. Albert Einstein - "The super conscious mind can be described as the ultimate formula of all that exists. It has been called the cosmic intelligence that governs all things."

Louis Matacia - "My life has been saved more than 27,000 times in every way known to man through dowsing. If this information can save just one life, then it is worth all the effort."

Matthew 7:7 Ask, and it shall be given to you; Seek, and ye shall find; Knock, and it shall be opened unto you.

Robert Monroe - "I want the help and cooperation, the assistance, the understanding of those individuals whose wisdom, development, and experience are equal to or greater than my own, coming from the spiritual planes or higher planes and also on the physical plane on earth. I want their guidance and protection from any influence or any source that might provide me with less than my stated desires."

Bill Northern - "Do not let your ego become involved."

Louis Pasteur - "Chance favors the prepared mind."

President Harry S. Truman - "College know-it-alls don't realize that it's what you learn after you know it all that counts."

U S Marine Corp - Semper Fidelis: Always Faithful; Quo Vitas: Where are you going?; Remember the five Ps: Prior Proper Planning Prevents Piss Poor Results

George Walking Bear - "Nothing is impossible no matter how improbable it may seem."

Special Note:

This information set fourth within this book is only the tip of the "Iceberg" for an educated and dedicated dowser.

he stars will always rise on this book wherever it may be. I will see to that promise with the dedicated dowsers who have given to me the "secrets of the unlimited Art of Dowsing".

Sam J. Maticia, Jr.

**For any Marines or military combat soldiers:
To receive a free quartz pendulum and an additional booklet, write:**

**Louis Matacia
PO Box 176
Bluemont VA 20135**

703-404-1203

**Prints available from website
www.louismatacia.com**

UNITED STATE

Hereby confers the "CERTIFICATION AWA

BE IT KNOWN BY A

THE DEC CERTIFIED PROFESSIO

Achieved ____ years credit through experience, educa
of Dowsing on their expertise of dowsing. Together with
of satisfactory evidence, qualifications required in the
affixed our hand and seal hereon as PROFESSIONAL

A CREDO FOR THE PROFESSIONAL DOWSER

*At all times I shall conduct myself in a professional and considerate man
meet the highest standards for open and forthright dealings with clients.*

Name: _____

Address: _____

Signature: _____ Date _____

ES OF AMERICA

WARD FOR THE PROFESSIONAL DOWSER.”

ALL CITIZENS THAT

AGREE OF
ONAL MASTER DOWSER

ation and lecturing with documented records in the Art
th the award and honor of service thereto in consideration
e practice of the Art of Dowsing, in testimony, we have
AL DOWSERS this Day of _____, 20____.

*anner and I shall
nts.*



LOUIS J. MATACIA, BST, LS
Issued No. _____ Chapter Office
Bluemont, VA 20135
U.S.A.

Notes

Notes



Louis J. Matacia
Certified Engineer
University of Virginia
Licensed Land Surveyor
VA, MD, PA, WV, TN, KY