

# MAGICKAL FORMULARY SPELLBOOK

BOOK I

EDITED BY HERMAN SLATER



*New Expanded Edition  
... with Spells!*

## RITUAL INGREDIENTS

Magick ritual has no formal rules, but there are general guidelines. A room should be set aside for your magick. If that's not possible, choose a place in your home where you will be undisturbed for as long as you're working, and where your set-up can remain until your ritual is done. A purifying powder/floorwash should be used in this space frequently to rid it of negative and/or unfortuitous influences. Color, particularly for candles, is very important. If a blue oil base is called for, the candle to be burned with that oil or incense is also blue. There are several books that deal with Magick ritual in more depth, which may be of use to you. The virtually limitless combination of candles, incenses, oils and perfumes should encourage the practitioner to experiment on her/his own, to improve the strength of various ritual techniques.

Magick rituals are concerned with the basics of life. Success, health, luck, money and love—the numerous problems in life which can affect one's equilibrium. Even if the formulae do not work for you, at least you will take on a more balanced spiritual life, and your house will smell nicer too. But thousands claim results and benefits from Magick. Many people enter the practice of Magick with a healthy amount of skepticism, which they find drops away as the number of "coincidences" (the physical occurrences that happen during and after conducting a specific ritual) continue to grow past what the law of averages allows.

Constructing a magick ritual, because of its flexibility, is a lot of fun. The preparation of your space, bathing, anointing of candles, making the Ouanga bag; not only exercise

your Magickal prowess, but your imagination as well. Magick rituals and spells tend to relate to life's little problems; the rituals vary according to the desired goal.

The following is a list of the basic ingredients in Magick ritual.

## TALISMANS

Talismans, charms and amulets are carried on your person and anointed in special rituals. The talismans are of metal, paper, wax or other materials (choose according to the purpose). The practitioner inscribes the name of the person or object she/he is working on, plus a symbol appropriate to the desired goal of the will. For example, if working a ritual to win love, one might inscribe the sign of Venus on the talisman. You might use the symbol of Jupiter if working for success.

You may choose to use one of the traditional Magick "talismans" or one of the symbol of the gods. There are books in print which describe talisman Magick. Christianity has borrowed liberally from Magick—Magickians have no problem in relating Christianity to their beliefs, despite the Christians' refusal to accept Magick beliefs. Many practitioners of Magick keep a Bible or Book of Shadows near their altar and most wear a cross or pentagram for protection and luck.

## CANDLES

One of the most well-known aspects of Magick is candleburning. Candles represent the principle of Fire or Willpower in the ritual. Your intention determines its color—blue or pink for love, black if you are working baneful magick; you might burn a brown candle if you are seeking success and luck.

As the mere burning of a candle is not enough for most Magickians, anointing of the candle is a basic part of the ritual. For general use, Anointing Oil, or Van Van, is used; any number of oils and combinations may be used, with the practitioner determining, through fragrance, the desired attainment of the ritual.

There is a tradition regarding the anointing, and that is that you start at the middle and anoint the candle to the top, then go back to the middle to anoint toward the bottom. The precept behind this is that *you* are the center of the candle, sending your energy both upward to the spiritual planes and downward to the physical world. You are creating a complete circuit, so to speak. You send your wishes to the heavens to be known, with the goal being their materialization on the physical planes. Both commands come from you.

There is a tradition among some Magickians that while the first half of the candle is burning, the wish is heard in heaven; the judgment is being carried out on earth while the second half burns.

## INCENSE

In all religions, even Christianity, incense is a basic part of any ritual. It has great importance in Magick work. In a ritual, more than

once incense will be used and also oils may be added to the incense to intensify and more strongly direct its intention and effect. Incense may be made up all of herbs, or a Bamba Wood Base with appropriate oils can be used. Bamba Wood is crushed bamboo; its pleasantly scented wood base makes an excellent foundation to which oils are added. The Wood Base is made in several colors, since scent and color share equally high status in Magickal belief.

## OILS

Like candles, oils play a vital role in any Magick work. Oils are made of a blend of 50% olive oil or light mineral oil and 50% of the oils needed for the specific ritual. It is held in common by Magickians that the larger number of oils used, the stronger the effects of the ritual. If working for success, five or more oils (or combinations thereof), plus strengthening oils (e.g., Commanding/Compelling Oil) would be added to further reinforce the desired goal.

There is a tremendous amount of lore regarding the use of oils with different color candles, but generally, cautious personal experimentation is best. To further strengthen the fragrances of the oils used, they may be put on your skin or in your bath.

## POWDERS

How powders are used varies widely. They may be blown into the air, sprinkled on the body or around the room. In the use of powders, the practitioner relies on her/his intui-

tion. Your spontaneous action (being "seized with the spirit") has great power, as it is held that it comes not directly from yourself, but from the spirit plane.

Usually, the powders and the baths are not utilized by the novice. More advanced practitioners started out with candle burning and worked their way to more sophisticated and elaborate rituals and accessories.

## THE ALTAR

When celebrants advance to high magickal workings, a book known as a Grimoire is used. It is a basic text which the practitioner modifies for their personal work. The book gives valuable advice on preparation of self and space for a ritual, and describes the knife, sword, sickle, poinard, dagger, lance, wand, staff and other paraphernalia used by serious practitioners. It gives prayers and incantations. The practitioner adds her/his personal incenses, oils and powders and begins the use of the tools which serve her/his needs at that time.

As previously noted, a copy of the Bible or Book of Shadows is near or on the altar. According to Magickal belief, the Bible or Book of Shadows is the ultimate book of incantations. Also, the familiarity most Magickians have of the Judaeo-Christian beliefs and magickal systems is most helpful.

On the altar, there would be several candleholders, an incense burner, a personal grimoire (spells, incantations, etc. you have collected or constructed yourself), etc. Your altar is the most sacred spot of your home and should be anointed and cared for regularly with special oils and powders to keep its spiritual potency clear and intact.

## **BATHS**

A common aspect of Magick, baths usually precede a ritual. Your bath, preferably with the oils used and with incense burning, is virtually a ritual of its own. Aside from washing away the petty matters of the outside world, it is suggested that while bathing, you meditate on the desired goals and effects of the ritual you are about to undertake. Visualize the end results already being obtained. Usually, one to two tablespoons of bath formula are used per tub of hot water.

## **OUANGA (ROOT) BAGS**

Ouanga bags are small cloth bags in which are put herbs and objects which relate to your ritual. They are used very commonly in Magick, and the contents are tailored to the specific goal. In the selection of herbs, etc. for Ouanga bags, those indicated in the formula would be used, plus additional other herbs traditionally associated with that goal.

For example, if making an Ouanga bag for Love, choose herbs such as Rosebuds, Patchouli, etc. The practitioner would also add a talisman made for the same purpose, properly inscribed. The bag may also be anointed with oils to intensify its effect.

## **CONCLUSION**

You will find Magick an extremely open religious system which can be tailored to personal needs and lifestyles. The key to success in Magick is practice, experimentation and the exercising on one's will to a specifically desired end.

## **AABES**

See Fiery Wall of Protection.

## **AAH**

See Moon.

## **AB RA**

See Sun.

## **ABRAMELIN INCENSE**

1 pt. Olibanum  
1/2 pt. Stacte (Storax)  
1/4 pt. Lignum Aloes  
or Cedar  
or Rose  
or Citron Wood

## **ABRAMELIN OIL**

1 pt. Myrrh  
2 pts. Cinnamon  
1/2 pt. Galangal  
1 3/4 pt. finest olive oil

## **ABTINA**

See Kyphi.

## **AESCULAPIUS**

See Health.

## **AFRICAN JU JU POWDER**

**Galangal**

Sprinkle on various parts of the body. Makes the user more intuitive. Aids in psychic development. A potent ingredient. (Powerful help in crossing. Use with all crossing rituals and spells.)



## **AGARBATTI CHANDAN INCENSE**

**Purple** Lavendar  
Bay  
Hyssop

A powerful concentrate burned while trying to overcome adversity. (Use before doing any betting. Pray for success while burning; add oils.)

## **ALGIERS POWDER**

**Purple** Vanilla  
Patchouli  
Cinnamon

Rub on the body to attract love and gambling luck. Used for the same purpose as Algiers floorwash; to obtain good fortune in love affairs and gambling. Powder is applied to the body before seeing a lover and to the hands before gambling. Floorwash is mixed with water and sprinkled about the house to remove bad influences hindering success.

## **ALL NIGHT LONG**

**Red** Almond  
Jasmine

A combination of oils said to completely relieve sexual problems and inhibitions. Said to simultaneously relax and inflame.

## **ALL SAINTS POWDER**

**White** Cinnamon  
Tonka  
Patchouli  
Vanilla  
Lavendar  
Gardenia  
Vetavert

Attracts all the good spirits to its user and assists in bringing forth psychic power. Use liberally both on your body and on the altar. (All Saints Oil: To bring success, add to incense and anoint candles used in rituals.)

## **ALTAR INCENSE**

32 pts. Wood Base  
16 pts. Albanum  
8 pts. Sandalwood  
4 pts. Myrrh  
8 pts. Cinnamon  
4 pts. Orris Root  
2 pts. Charcoal

## **AMBER MUSK INCENSE**

Amber  
Musk  
Purple

A special mixture used for gaining control over others and to banish evil spirits.

## **AMOR OIL**

Orange  
Almond  
Cinnamon  
Balm of Gilead  
Piece of coral  
Coral tint

## **ANCIENT WISDOM POWDER**

Rose Scent  
Pink

Helps clarify muddled thinking, promotes telepathic vibratory powers. A very strong protective powder. Use with care. Sprinkle on magickal ingredients, rub on forehead before ritual for protection against counter forces.

## **ANGEL/ARCHANGEL INCENSE**

**Blue**  
Lavendar  
Sandalwood  
Holy Water  
Spring Water

Very potent, protects from evil spirits and overcomes hexes. Burn for general good luck. (Angel Oil: For love and invoking spirits' aid.) Use the oil with pink candles to attract friendship; anoint your Astral candle for personal protection.

## **ANGER POWDER**

**Brown**  
Chili powder  
Black pepper  
Sulfur  
Asophoetida

Sprinkle around a room to overcome feelings of irritation and anger. Helps avert future fights and will cleanse the mind of all evil thoughts. Helps clear the head when you are experiencing negative emotions, which can distort the outcome of your ritual.

## **ANOINTING OIL**

Patchouli  
Cinnamon  
Verbena

Generally utilized to bless candles before they are used in a ceremony. It is said to magnetize the candle or to give them more occult strength. Can be used to wipe down an altar or a worship room. (For success. Use on candles, add to incense. Add to bath water. Dress curio bags.)

## **ANUBIS**

See Egyptian Vision.

## **APHRODITE**

See Venus.

## **AQUARIUS**

**Jasmine**  
**Lavendar**  
**Patchouli**  
**Vetavert**

## **ARABIAN BOUQUET OIL**

**Sandalwood**  
**Musk**  
**Myrrh**  
**Oil of Allspice (Pi-  
miento oil)**

A special oil designed to cleanse the spirit before calling on the good spirits. Will also protect against hexes.

## **ARABIAN NIGHTS OIL**

**Myrrh**  
**Red**                    **Rose**  
                              **Lilac**

Attracts many new friends. Can be depended upon to force others to find you stimulating and extremely appealing. Very good for potential lovers. (Love oil. Add to rituals, love charms, anoint hands.)

## **ARABKA SOUDAGAR INCENSE**

**Frankincense with**  
**Green**                    **Tonka Extract**

Burn whenever business is bad. It is said to bring luck and financial gain. Helps business and luck.

## ARIES

Cinnamon  
Rose  
Galangal  
Juniper

## ARI SENTHER

See Van Van.

## ASTARTE INCENSE

Blue Sandalwood  
Rose  
Orange oil  
Jasmine

Burn in a room where lovers are to meet, to please the good spirits and to increase sexual awareness. Wonderful for lovers.

## ASTRAL TRAVEL

Orange  
Lemon  
Frankincense  
Myrrh

Anoint brow before astral traveling.

## AS YOU PLEASE POWDER

Orange Orange Blossom  
Mint  
Musk

Sprinkle on the ground in front of a loved one and he will be forced to return to you. Makes others desire to please you at all costs. A form of commanding and compelling powder. Place some in shoes or belongings of those you wish to do your bidding. If this cannot be done, sprinkle where they are sure to walk.

## **ATTRACTION INCENSE**

	<b>32 pts. Wood Base</b>
<b>Blue</b>	<b>16 pts. Olbanum</b>
	<b>8 pts. Sandalwood</b>
	<b>4 pts. Myrrh</b>
	<b>8 pts. Cinnamon</b>
	<b>4 pts. Orris Root</b>

A highly magnetic blend which is always used to draw only good spirits. Attracts love. Draws power, luck, love, money.

## **ATTRACTION BATH**

	<b>Patchouli leaves</b>
<b>Pink</b>	<b>Lemon Verbena</b>
	<b>Cinnamon</b>
	<b>Vetavert</b>

## **ATTRACTION BATH #2**

**Same oils as Attraction Incense**  
**Soap Base**

## **ATTRACTION POWDER**

**same as Attraction Incense**

Always used to incite the passions of the opposite sex. Also brings all forms of good luck. It is especially good for attracting financial gain. Used to attract money, better business, good luck, love, and the better things of life. For love and gambling it is applied to the body and the hands in small amounts. It is sprinkled about a place of business. It is rubbed on charms and added to conjure bags that have a beneficial purpose.

## **ATTRACTION OIL**

**Same as Attraction  
Incense**

Attracts lovers and should always be worn when searching for a suitable mate. Brings luck in all areas of life when sprinkled in your shoes. Attracts all good things. Used like Attraction Powder and to anoint green candles.

## **AUNT ANNA WISHBONE POWDER**

**Sandalwood  
Orris  
Allspice  
Deer's Tongue  
Musk**

A special blend of powders designed to make dreams and wishes come true. Must be sprinkled on your sheets before retiring.

## **AUNT SALLY DREAM POWDER**

**Licorice  
Cinnamon  
Cardamon  
Corriander**

To be sprinkled on the sheets. Toss a little under your bed as well. This powder is said to make you dream prophetically. Sprinkle on and all around your bed. Drink as an aphrodisiac. Also used as a charm to bring good luck if carried in a purse or the pocket. (Dream Incense: Said to make love dreams come true.)

## **AUNT VALERIE'S HEALING OIL**

**Valerian  
Asophoetida  
Lavendar**

This old Polish formula is a special "homophobic" blend which aids in the instant cure of homosexuality. Use copiously.

## **AUM**

See Meditation.

## **AUS**

See Cleopatra.

## **BANISHING INCENSE**

**Blue**  
Bay leaves  
Cinnamon  
Red wine  
Rose Petals  
Myrrh  
Salt

Eliminates all bad spirit forces. Should be burned in a ceremonial room during services. Also used in uncrossing. (Removes evil forces and hexes.)

## **BAST**

See Joy.

## **BAT'S BLOOD INCENSE**

**Red**  
Dragon's Blood  
Myrrh  
Cinnamon

Burn to cast evil spirits and to place a hex on someone you wish to get even with. (For black magick and hexing.) This invokes only baneful spirits and can be highly dangerous to the operator.

## **BAT'S BLOOD INK**

2 pts. Dragon's Blood  
1/2 pt. Myrrh  
2 drops Cinnamon oil



2 drops Indigo color  
12 parts Alcohol  
½ pt. Gum Arabic

### **BAT'S EYE INCENSE**

Real Bat's Eye  
Myrrh  
Dragon's Blood  
Bayberry powder

Use for the same purpose as Bat's Blood Incense. Works equally well. (Use where eye of bat is needed.)

### **BAT'S HEART INCENSE**

Same as Bat's Blood Ink—No alcohol. Substitute 1/10 pt. sugar for gum arabic. Burn to break a love affair and to hex any unfaithful mate or lover. Works quickly.

### **BEND OVER OIL/POWDER**

Yellow      Rose  
                 Frankincense  
                 Vetavert  
                 Honeysuckle

Makes other people do your bidding. Use to break any hexes; used to order evil spirits to return to their sender. Said to be extremely potent.

### **BENEFICIAL DREAM INCENSE/ POWDER**

Blue      Bergamot  
            Lemon  
            Frankincense  
            Orris

Burn to make all dreams come true, especially those helpful to the dreamer. (Also helps to develop clairvoyance.) Powder must be rubbed on the forehead and sprinkled under the bed for ultimate effectiveness. To use in a bath, while bathing meditate on being surrounded by all the good things in life.

## **BIBLE OIL**

**Hyssop**  
**Frankincense**

For ritual success, anoint all candles except black. With Bible Oil on altar, burn incense and oil before it.

## **BLACK ARTS INCENSE/POWDER #1**

**Black**                    **Myrrh**  
                              **Patchouli**  
                              **Cinnamon**  
                              **Gum Mastic**  
                              **Graveyard Dust**  
                              **Vetavert**  
                              **Mullen**

A special powder used for hexing someone you despise with a passion. Very dangerous if you do not use for this purpose only.

## **BLACK ARTS INCENSE/POWDER #2**

**Black**                    **Myrrh (4)**  
                              **Patchouli (4)**  
                              **Ambergris (1/4)**  
                              **Civit (drops)**  
                              **Musk (1/4)**  
                              **Black pepper**

## **BLACK ARTS OIL**

Same oils as Black  
Arts Incense #1  
except Sage instead  
of Mullen

A special crossing oil used only for placing hexes on hated competitors. Use with extreme care. (Used only in Black Magick.)

## **BLACK ART POWDER**

Same as Black Arts Incense #1 except Black Arrowroot.

## **BLACK CANDLE TOBACCO**

Hi-John  
Lo-John  
Clove  
Sage  
Rosemary  
Pipe tobacco

A very powerful item when burned along with a black candle and salt. Use only to win court cases and to overcome legal entanglements.

## **BLACK CAT OIL/POWDER**

Black cat hair (3)  
Steel Wool  
Iron Powder  
Sage  
Myrrh  
Bay

Compels the opposite sex to strongly desire you. Also used for breaking bad spells and unhexing. (Black Cat Incense—Of tremendous power either for hexing or for obtaining luck and good fortune.)

## **BLACK DEVIL OIL/POWDER**

**Black**                      **Bay**  
                                 **Frangipani**  
                                 **Lavendar**  
                                 **Cinnamon**

Oil—Mixed with sugar and salt to stop a married man or woman from playing around. It should be carefully sprinkled on their undergarments while they sleep. Powder—Mix with sugar and carefully sprinkle on the undies of a wayward lover. Stops infidelity in an instant. Forces those you love to return.

## **BLESSED POWDER**

**White**                      **Lavendar**  
                                 **Silver magnetic**  
                                 **powder**  
                                 **Ylang Ylang**  
                                 **Musk**

Sprinkle all around a room to cleanse and purify it. Rub a little on your body in order to cleanse your spirit before holding any ritual. To attract help of good spirits. It is sprinkled about the room and also about the home and place of business.

## **BLUE ANGEL POWDER**

See Angel Incense.

## **BOSS FIX POWDER**

**Red**                         **Musk**  
                                 **Chili powder**  
                                 **Tobacco**  
                                 **Pulverized newsprint**

Sprinkle around the boss' office at work, and around your own area on the job. Forces

your supervisor to leave you alone. Stops harassment. (Also to be used in private life to cause one to receive kindness and consideration.)

## **BUCKEYE INCENSE**

**Brown**                      **Ground Bayberry**  
**Ground Buckeye**  
**Bay**  
**Basil**

A special blend used to chase away all evil spirits. A good hex breaker. (For luck and sending back curses.)

## **BUDDHA**

See Meditation.

## **CALIPH'S BELOVED OIL**

**Red**                      **Musk**  
**Ambergris**  
**Coriander**  
**Cardamon**  
**Carnation**

A special oil developed to incite sexual feelings and attract lovers. A popular aphrodisiac.

## **CANCER**

**Cucumber**  
**Camphor**  
**Water Lily**  
**Musk**  
**Clove**

## CAPRICORN

Valerian  
Pine  
Ylang Ylang  
Galangal  
Wisteria

## CAT'S BLOOD INCENSE

Red                      Real cat's blood (optional)  
Orris  
Frankincense  
Tonka  
Ginger

A very potent spell or hex-breaker, used in uncrossing rituals. Breaks the most powerful spells when burned on a special altar covered with white silk.

## CAT'S EYE

Use for same purpose as Cat's Blood Incense. Formula: Same as Cat's Blood.

## CAT'S HEART

Same as Cat's Blood.

## CERNUNNOS #1

Pine  
Sandalwood  
Civit  
Valerian  
Musk  
Cinnamon  
Frankincense

## CERNUNNOS #2

Oak Leaves  
Sandalwood  
Allspice  
Coriander  
Cedar  
Carnation

## CHYPRE OIL

Green  
Vanilla  
Bay  
Galangal

Rub on hands before gambling for luck. It will guarantee winning. Also brings other financial gain. This is most effective when your hands actually come into contact with the gambling materials (dice, cards, etc.).

## CIRCE

See Cancer.

## CLEOPATRA OIL

Blue  
Balm of Gilead  
Musk  
Orange  
Frankincense

An oil only for lovers. It entices the stranger you secretly desire. Excites and arouses those you love to come forth and respond. An aphrodisiac. (Use to anoint pink candle in love rituals.)

## CLEOPATRA INCENSE

Blue  
Pine Bark (16)  
Sandalwood (24)  
Orris (8)  
Patchouli (8)

**Myrrh (8)**  
**Olbanum (8)**  
**Wood Base (8)**

The best for love problems.

## **COME TO ME**

**Red**                      **Rose**  
                                 **Jasmine**  
                                 **Gardenia**  
                                 **Lemon Oil**

A very powerful attraction recipe used only when you desire to force a certain stranger to feel strong sexual responses toward you. USE WITH CARE.

## **COMMANDING & COMPELLING/ CONTROLLING #1**

**Patchouli (4)**  
**Vetavert (4)**  
**Lime (1)**  
**Bay (1)**

For getting others to do as we wish. Use with caution, as these formulas get very close to black magick, interfering as they do with another's will.

## **COMMANDING/CONTROLLING/ COMPELLING #2**

**Brown**                      **Allspice**  
                                 **Orris**  
                                 **Patchouli**  
                                 **Cinnamon**  
                                 **Sandalwood**  
                                 **Clove**



## CONCENTRATION

**Black**                    **Mastic**  
                                 **Cinnamon**  
                                 **Myrrh**

Anoint forehead with small amount to aid in solving a problem. Clears the mind, inspires sudden insights into problems.

## CONFUSION

**Black**                    **Vetavert**  
                                 **Lavendar**  
                                 **Galangal**  
                                 **Burnt knotted shoe-**  
                                 **lace**

Confuses those who are trying to cast a spell on you. Breaks all forms of hexes. Acts almost instantaneously. Works better when a hex is new, but it is a good idea to keep some on hand for emergencies.

## CONQUERING GLORY POWDER/ INCENSE

**Green**                    **Gloria**  
                                 **Tonka**

Assists the user in overcoming any obstacles in the path to success. Sprinkle powder on hands and feet each morning. Good for overcoming timidity. (Add Gold Leaf to Powder.)

## CONSECRATION

See Van Van.

## CONTROLLING

**Red**                      **Clove**  
                                 **Vetavert**  
                                 **Storax**

Particularly useful with love rituals; use with red male figure candle; mix with Voodoo doll stuffing herbs.

## **COURTING POWDER**

### **Muguet**

Excellent when carefully sprinkled on or near someone you care for. Makes him respond favorably to your advances. Creates a desire to marry, if the person is already known to you; otherwise used to get on a friendly basis with someone prior to using a more potent powder to catch them.

## **CROSSING INCENSE/OIL/POWDER**

**Brown**  
**Bayberry**  
**Cinnamon**  
**Myrrh**

A very powerful spell-casting powder which should always be used with extreme care. Use only to cast a hex on your most hated rivals. Never consider trying this blend in jest. Said to be exceptionally good. Use with extreme care for this is very powerful.

## **CROWN OF SUCCESS INCENSE**

**Orris**  
**Frankincense**  
**Vetavert**  
**White Sandalwood**  
**Gold glitter**

Helps push aside those who hinder your rise upward to success. Stops evil talk. When you are the subject of gossip or slander, this blend stops bad vibrations from affecting you in any way. (One of the most famous Voodoo essences.)

## **CRUCIBLE OF COURAGE INCENSE/ OIL**

**Blue bottle**

**Vanilla  
Rose  
Lilac  
Lavendar**

Gives great amounts of courage to those who are fearful or timid. Used to anoint purple candles and wear the oil when confronting frightening or dangerous situations.

## **DAMASK ROSE**

See Luv, Luv, Luv.

## **DAMBALAH**

See Obeah.

## **DAMNATION POWDER**

**Black**

**Burnt ashes from  
palm leaves  
Holy Water  
Beer  
Myrrh  
Lavendar**

Another very powerful powder used for hexing an individual you dislike. Sprinkle on burning incense while repeating his name nine times. Use with extreme caution.

## **DEJA VU**

See Meditation.

## **DELIGHT POWDER**

**Red**                      **Sandalwood**  
                                 **Rose**  
                                 **Melon**

A popular and potent love powder which is most effective when sprinkled on a lover. Forces all inhibitions to leave for the moment. Increases pleasures.

## **DESIRE**

See Come To Me.

## **DEVIL'S MASTER INCENSE**

**Red**                      **Cinnamon**  
                                 **Red Sandalwood**  
                                 **Chili powder**

Burn to gain power over those of the opposite sex you strongly desire.

## **DEVIL'S OIL**

**Same as Devil's  
Master**

A hexing oil. Rub or throw on an enemy to create strife and to cause bodily harm. Often brings on illness and then eventual death unless the hex is removed.

## **DEVIL'S SNUFF POWDER**

**Same as Devil's Mas-  
ter, but add  
Bayberry**

Use to dust your hands carefully for temporarily blinding all opponents. Stops others from interfering in your personal business.

## **DIVINATION**

See Spiritualist.

## **DIXIE LOVE PERFUME OIL**

**Red**  
**Patchouli**  
**Cinnamon**  
**Jasmine**

A powerful attraction oil which induces those of the opposite sex to readily give in to your every whim. It inspires romance and lovemaking. Makes all charms even more appealing.

## **DOMINATION**

**Same as Compelling/  
Controlling/Com-  
manding**

Allows the user to gain complete control over other people. Stops others from casting evil hexes. May reverse the effect of an intended spell.

## **DOUBLE CROSS**

**Same as Crossing**

One of the most powerful of all hexing powders known in Voodoo practice. Sprinkle with much caution. Will enable you to cross or hex anyone you wish.

## **DOUBLE CROSS INCENSE**

**Black**  
**Mistletoe powder**  
**Red Sandalwood**  
**Bluing powder**  
**Corn meal**  
**Sage**

## **DOUBLE FAST LUCK INCENSE**

**Green**                      **Same as Fast Luck  
with powdered  
dollar bill**

A very powerful means of increasing your luck in all areas of life.

## **DOVE'S BLOOD INCENSE**

**Red**                      **Dragon's Blood (4)  
Rose oil  
Bay oil**

A special blend of incense designed to bring peace of mind and happiness.

## **DOVE'S BLOOD INK**

**1 pt. Dragon's Blood  
2 drops Cinnamon  
2 drops Bay  
10 parts Alcohol  
1 part Gum Arabic  
2 drops Rose oil**

## **DOVE'S EYE INCENSE**

**Red**                      **Red carnation petals  
Frankincense  
Vanilla  
Cardamon  
Marjoram**

Use for same purpose as Dove's Blood Incense. Works equally well.

## **DOVE'S HEART INCENSE**

**Pink**                      **Lavendar  
Rose  
Wisteria  
Lilac**

Will calm restless souls and solve all problems of the heart. Soothes love feelings.

## **DRAGON'S BLOOD CRYSTAL BATH**

**Red**

**Rock Salt base  
Red coloring  
Pinch Dragon's Blood  
Drop Cinnamon oil  
Drop Mint oil**

A protective bath, said to attract peace of mind and love.

## **DRAGON'S BLOOD INK**

**1 pt. Dragon's Blood  
15 parts Alcohol  
1 part Arabic**

## **DRAGON'S BLOOD OIL**

**Same as Dragon's  
Blood Ink, except  
oil instead of  
alcohol**

Use only for uncrossing a friend who has been hexed. Used to anoint the hexed person; not used for candle anointing. Works best at midnight in a cemetery.

## **DRAW ACROSS POWDER**

**Red**

**Footprint in dirt  
Patchouli leaves  
Cinnamon**

A special blend utilized to increase sexual magnetism. Pulls others to you and forces friendships to develop. A popular mixture. (Brings people to you; sprinkle around the home.)

## **DRAW BACK POWDER**

**Dragon's Blood**

**Red**

Sprinkle all around your home. No one will be able to cast a spell on you. Prevents hexing from ever taking place. Reverses the effect of evil things.

## **DRAW BACK INCENSE**

**Red**

**Dragon's Blood**

A restrainer. Stops others from placing any type of hex or curse on you. Burn in combination with sprinkling Get Away Powder.

## **DRAWING POWDER**

**Blue**

**Jasmine**

**Violet**

**Lavendar**

Rub on your hands and sprinkle around the altar before calling the spirits. Helps attract good luck and assistance in all important matters. Assists in quieting the nerves as well.

## **DREAMS OF DELIGHT POWDER**

See Aunt Sally Dream Powder.

## **DREAM INCENSE**

See Aunt Sally's Dream Powder.

## **DRESSING INCENSE**

**Van Van**

Purifies a room and those in attendance for special services. Burn in a series of seven, at the start and end of your service.

## **DRIVE AND BIND**

See Binding.



## **DRUIDIC HOLY**

See Altar.

## **DRYAD**

See King of the Woods.

## **EARTH INCENSE SPECIAL**

**Nutmeg (1)**  
**Oak Moss (1)**  
**Orris (2)**  
**Rosemary (1)**  
**Myrrh (2)**  
**Sandalwood Red (2)**  
**Benzoin (1)**  
**Vanilla Powder (1)**  
**Patchouli (4)**  
**Basil (4)**  
**Allspice (3)**  
**Chamomile (3)**  
**Bay (2)**  
**Cardamon (1)**  
**Cinnamon (2)**  
**Juniper Berries (1)**  
**Vetavert (2)**

## **EASY LIFE POWDER**

**Brown**  
**Gum Mastic**  
**Cloves**  
**Ginger**  
**Lemon**  
**Orange peel**  
**Cassia**

A special blend which allows you to relax while others do your work. Sprinkle on any person you wish to gain control over. Lets you dominate their thoughts.

## **EASY TIMES**

**Green**

**Lilac  
Clove  
Pieces of cut-up dol-  
lar bill**

## **EASY WRATH POWDER**

**Blue**

**Ashes  
Red pepper  
Rose  
Jasmine  
Sandalwood**

Toss on any person who is angry over something you have done. Eliminates all feelings of animosity. Also good for overcoming hatred.

## **EGYPTIAN BODY OIL**

See Caliph's Beloved.

## **EGYPTIAN TEMPLE**

**Purple**

**Myrrh  
Balm of Gilead  
Frankincense  
Orange peel  
Lotus  
Costus (Sweet Flag)**

The basic purpose of this mixture is to purify, banish and make sacred the temple area.

## **EGYPTIAN VISION**

See Spiritual Vision.

## ELEVENTH DEGREE OIL

Frankincense  
Ambergris  
Rose  
Lily  
Lilac  
Almond  
Coconut oil

## ENDING OIL

Take white plate. Make three crosses in red coloring. Wash with Van Van into receptacle. Make sure the crosses dissolve into the Van Van.

## ENOCHIAN

Frankincense  
Rose  
Hyssop  
Myrrh

## ENVY & JEALOUSY POWDER

Bayberry  
Vetavert  
Sassafrass  
Arrowroot

Eases feelings of jealousy when placed on the door of anyone you wish to gain confidence with. Use sparingly.

## ESBAT INCENSE

Patchouli  
Calamus  
Mugwort  
Cinnamon  
Sandalwood  
Ambergris  
Camphor (to scent)

## **ESBAT OIL**

**Mint**  
**Vervain**

## **EVE OIL**

**Red**

**Apple Blossom**  
**Rose**  
**Lemon oil**  
**[For powder, use**  
**blue]**

A very powerful aphrodisiac. Use sparingly and with care.

## **EVIL EYE PERFUME OIL**

Take white plate. Draw eye with blue coloring. Wash into receptacle with Van Van. A highly protective oil which aids the user in averting evil spells and hexes. Rub on hands daily for seven days, protection lasts up to one year.

## **EXORCISM**

See Satan Be Gone.

## **FAST LUCK INCENSE/OIL/POWDER/BATH/FLOORWASH**

**Green**

**Patchouli**  
**Rose**  
**Juniper berries**

## **FAST SCRUBBING INCENSE**

**Blue bottle**

**Florida water**  
**Vetavert twig**

A special blend of 13 oils which is burned with incense for luck and success in all types of business endeavors. Makes an excellent floorwash.

## **FIERY COMMAND INCENSE**

**Red**  
**Dragon's Blood**  
**Frankincense**  
**Myrrh**

Forces all other people to do your every bidding without a second thought. Use with care.

## **FIERY WALL OF PROTECTION**

Same as Fiery Command, except add Salt. The extra ingredient helps protect the user against any magickal attack or unexpected rebound.

Restrains anyone from placing an evil hex on you. Sprinkle around a room to help ward off curses. Place by all windows and doors. Same as Fiery Wall of Protection.

## **FIRE OF LOVE INCENSE**

**Red**  
**Patchouli**  
**Civit**  
**Musk**

Creates a mystical love spell and draws others to you. Increases your sexuality.

## **FIRE OF PASSION INCENSE**

Makes the opposite sex desire you more passionately. Overcomes resistance to advances. A very potent formula indeed! Same as Fire of Love except add Pine or Ambergris.

## **FIVE CIRCLES**

**White Plate**  
**Brown Bamba wood**  
**Base**

1) Make a circle on plate with Naroili oil

(Orange Blossom); rub bamba wood base on circle to remove oil. 2) Make circle with Sweet Basil, rub, etc. 3) Make circle with Lemon Verbena oil, rub, etc. 4) Make circle with Myrtle oil, rub, etc. 5) Make circle with Narcissus oil, rub, etc. Helps foresee the future. Anoint the forehead and bedroom. An extremely psychic formula. Use in tiny amounts.

## **FLAME OF DESIRE**

Same as Flaming Power.

## **FLAMING POWER**

**Red**  
**Cinnamon**  
**Galangal**  
**Bay**

Makes you more exciting to those of the opposite sex. Burn with great care to avoid problems. Overuse can excite your lover to a highly possessive and jealous state.

## **FLORIDA WATER #1**

**1 gal. 90 proof alcohol**  
**1 dm. Lemon**  
**1 dm. Portugal**  
**2 dm. Lavendar**  
**2 dm. Clove**  
**1/8 dm. Canella (Cinnamon)**  
**1 pint water**

These formulas can be proportionally reduced to suit your needs and requirements.

## FLORIDA WATER #2

½ gal. 90 proof  
Alcohol

1 oz. Lavendar

1 oz. Bergamot

1 dm. Lemon

1 dm. Cloves

1 gallon water

## FLORIDA WATER #3

1 gal. 75 proof  
Alcohol

3 oz. Bergamot

4 oz. Cinnamon

2 oz. Benzoin

## FLORIDA WATER #4

2 dm. Lavendar

2 dm. Bergamot

2 dm. Lemon

1 dm. Tincture of  
Tumeric

20 drops Oil of Palm

10 drops Oil of Rose

1 dm. Naroli

2 pts. 75 proof  
Alcohol

## FLYING DEVIL

Black

Black pepper

Dragon's Blood

Cassia

Patchouli

A special Voodoo uncrossing oil used to overcome the power of a strong ouanga or hex. Very dependable and is said to work very quickly.

## **FLYING INCENSE**

**Gum Mastic  
Calamus  
Cinnamon  
Musk  
Juniper  
Sandalwood  
Ambergris  
Patchouli  
Hemp**

To gain "the Sight." Equal amounts of each.

## **FLYING OINTMENT #1**

**100 gm Lard  
5 gm Hasheesh  
Handful of Hemp  
flowers  
Handful of Poppy  
flowers  
Pinch of powdered  
Hellebore Root  
Pinch ground Sun-  
flower seeds**

## **FLYING OINTMENT #2**

**3 gm. Agnanthol  
50 gm. Extract of  
Opium  
30 gm. extract of Betel  
15 gm. Extract of  
Belladonna  
15 gm. Extract of  
Hemlock  
250 gm. Extract of  
Indian Hemp**



## **FLYING OINTMENT #2 (cont.)**

**5 gm. Extract of  
Cantharides**

**5 gm. Extract of  
Gum Tragacouth**

**5 gm. Extract of  
Powdered Sugar**

## **FOLLOW ME BOY**

**Purple**  
**Vanilla**  
**Rose**  
**Jasmine**  
**Piece of coral**  
**Gold glitter**

A favorite among prostitutes to increase and insure financial gain.

## **FOUR THIEVES VINEGAR**

**High John**  
**Vetavert**  
**Adam and Eve**  
**Lo-John or Black**  
**Pepper Base**  
**Red Wine Vinegar**

Is alleged to drive enemies from your door.

## **FRENCH BRACELET**

**Rose**  
**Frangipani**  
**Lavendar**  
**Dittany of Crete**  
**Red velvet stuffed with herbs.**

## **FRENCH CREOLE OIL**

**Purple**  
Lilac  
Musk  
Bay  
Lime

A special oil designed to make your dreams come true. Helps to interpret dreams prophetically.

## **FRENCH LOVE POWDER**

**White**  
Musk  
Orris  
Ambergris  
Vetavert

Increases psychic powers and helps you to recall dreams in their entirety. Exposes deceitful people who are working against you.

## **GYPSY GOLD**

See Crown of Success.

## **GYPSY LOVE**

See Attraction.

## **GEMINI**

Violet  
Lavendar  
Heliotrope  
Cassia  
Thyme  
Myrtle

## **GET AWAY POWDER**

**Sulfur**

**Red (Arrowroot) Pinch Asophoetida  
Chili Powder**

Sprinkle in the path of anyone you wish to stop bothering you. Also place on your window ledges and front doorstep. Turns people away on contact.

## **GLOW OF ATTRACTION**

Same as Attraction.

## **GO AWAY**

Same as Get Away.

## **GOD FIRE**

**Pine**

**Musk**

**Cinnamon**

## **GODDESS OF EVIL**

**Black**

**Iron Filings**

**Low John**

**Black Horsehair**

**(Pinch)**

Protects you from all bad spells and allows you to cast hexes on others. Sprinkle on the altar before conducting services. Also place a little on the floor. This formula is used as a protective and hexing agent. For protection sprinkle on the altar (temple) before conducting services. If added to a Voodoo doll, for example, it will put a strong hex on whom-ever you don't like.

## **GODDESS OF LOVE POWDER**

**Rose**                      **Rose oil**  
                                 **Mint oil**  
                                 **Musk oil**

A very powerful aphrodisiac which must be utilized with extreme care. Rub on your hands prior to meeting with a potential lover. Brings out the total animal instincts in those you desire.

## **GOLDEN DAWN**

See Tiphareth.

## **GOOD LUCK**

Same as Good Luck Mystic.

## **GOOD LUCK MYSTIC**

**Red**                      **Hi-John**  
                                 **Lo-John**  
                                 **Cinnamon**  
                                 **Squill**

A highly spiritual blend which makes one dream prophetically. A psychic developer.

## **GOOD LUCK SPIRITUAL**

**White**                    **Lavendar**  
                                 **Rose Geranium**

A favorite of many Voodooists who have natural clairvoyance. Makes them feel more vibrations in a room at any given time.

## GOOFER DUST

#1: Patchouli leaves  
Mullen  
Vetavert powder

Dirt from Grave

#2: Patchouli leaves  
Dirt from Graveyard

Dirt dug up from a graveyard. Best when taken from an open grave. Use for hexing purposes. (Note: One can omit "Dirt from Grave" and still maintain a very powerful formula indeed!

## GOONA GOONA INCENSE

Orange  
Powdered Nutmeg  
Orris powder  
Rose oil  
Patchouli oil

A special blend used only to create an atmosphere of trust and understanding.

## GRAVEYARD DIRT/GRAVEYARD DUST/GRAVEYARD MYSTIC POWDER/GRAVEYARD SPIR- ITUAL POWDER

Same as Goofer Dust.

## GREEN POWDER

Green                      Musk

Used by lonely men who seek female companionship. Sprinkle on the left leg and if desired place a small amount in the "private" area. Also see Red Powder for females. Homosexuals use Lavendar or Purple base.

## **HAITIAN GAMBLER**

**Patchouli**

**Lemon**

**Jasmine**

Use to banish a streak of even the worst luck. Very good for anointing talismans, seals, ouanga bags, playing cards, etc.

## **HAITI JUNGLE POWDER**

**Cinnamon**

**Red**

**Hi-John**

**White Sandalwood**

A secret blend of Voodoo Powders which are used to avert hexes and to cast spells on others you dislike intensely. Use sparingly. Not recommended for novices.

## **HAITIAN LOVE DROPS**

**Honey**

**Red**

**Cloves**

**Cinnamon**

**Lemon**

**Rum**

**Almond**

**Mint**

**Yohimbe**

Natural only. To be consumed.

## **HAITIAN LOVER**

**Cinnamon**

**Red**

**Anise**

**Orris**

**Clove**

**Sassafras**

An excellent formula for men only. Very effective when used on a red female figure candle.

## **HAPPY TIMES**

**White**                      **Orange**  
                                    **Vanilla**  
                                    **Strawberry**

Sprinkle liberally around a room. Changes luck and reverses unfortunate circumstances. Good to eliminate poverty.

## **HAS NO HANNA OIL**

**Orange**                      **Rose**  
                                    **Gardenia**  
                                    **Open safety pin**  
                                    **Iron filings**

A wonderful anointing oil designed to bring luck and good fortune to believers. Use liberally when feeling depressed.

## **HAS NO HANNA INCENSE**

**Tangerine base**

Use to anoint orange and white figure candles (representing yourself). Burn every day for seven days, also a drop placed in the corners of your temple is very protective.

## **HEALTH OIL**

**Yellow, Blue**              **Rose**  
**or Natural**                 **Carnation**  
                                    **Citron**  
                                    **Gardenia**

Used to anoint candles, talismans, or anything pertinent to healing rituals.

## **HEATHER**

See Zorba.

## **HECATE**

See Goddess of Evil.

## **HEKA**

See Kyphi.

## **HELL'S DEVIL**

**Red**

**Capsium oil**  
**Mustard oil (drop)**  
**Black peppercorns**

One of the best oils to use for placing a hex on someone. Dress black candles for this purpose and it will strengthen their power to cause harm. Use with caution.

## **HELPING HAND**

**Yellow**

**Vanilla**  
**Wintergreen**  
**Khus Khus**  
**Narcissus**

Brings harmony to a stormy marriage. Burn only at night when retiring. Gives peace of mind. As an oil use to anoint white or pink candles.

## **HERB OIL**

**Green**

**Basil oil**  
**Oregano oil**  
**Sage oil**  
**Thyme oil**  
**Lemon oil**

Brings good luck in gambling and will increase the memory of anyone who burns it. Also commonly used as a health oil.

## **HERMES INCENSE**

**Purple**

**Lavendar**  
**Mastic**  
**Cinnamon**

Aids in developing concentration and creativity. Always use when preparing to meditate.



## HETEP

See Success.

## HEX BANE

See Banishing or Satan Be Gone.

## HIGH ALTAR BRAND

Van Van

White

Almond

Burn only on an altar which has been blessed, and good spirits will come. Use oil to anoint heads during Voodoo baptismal services. Dress the altar and the candles with this potent oil. It attracts only good spirits.

## HIGH CONQUERING

Hi-John

Red

Vetavert

Bergamot

A very powerful means of attracting wealth, prestige, love and health. Use generously when changes are desired. Works rather quickly. One of the best oils for good work.

## HIGH JOHN THE CONQUEROR

Brings unbelievable amounts of good luck to those present while it burns. Same as High Conquering.

## HINDU

See Van Van.

## HOLINESS POWDER

Same as Holy Spirit Powder.

## **HOLY INCENSE**

Burn for protection from all evil. Also said to be one of the best healing incenses. Same as Holy Oil.

## **HOLY OIL**

**Olive oil base**  
**Lily oil**  
**Rose oil**  
**Cross in Bottle**

A special oil used only for blessing candles before they are used in a Voodoo ritual. Very attracting.

## **HOLY SPIRIT POWDER**

**White**  
**Lily of the Valley**  
**Lemon**  
**Silver glitter**

Used only for dressing candles and the altar. Sprinkle liberally. Attracts good spirit forces. Brings out clairvoyant powers.

## **HOLY HERBS**

**Chamomile**  
**Thyme**  
**Tarragon**  
**Cinnamon**  
**Parsley**  
**Cardamon**

Brew into a tea and serve. Let the steam slowly rise in front of you while calling on the spirits. Also used in bath water for protection and healing power.

## **HORN OF PLENTY**

**Orange**                      **Apple**  
                                     **Cherry**  
                                     **Vanilla**  
                                     **Lime**  
                                     **Khus Khus**

Rub on forehead and on body to force a change of fortune. Overcomes poverty and brings much wealth and prestige to the practitioner.

## **HORUS**

See Sun.

## **HOT FOOT POWDER**

**Chili powder**  
**Red Sandalwood**  
**Black pepper**  
**Cinnamon**  
**Pinch of Sulfur**

A hexing powder used when you wish to make an enemy uncomfortable. Doesn't hurt anyone permanently. Simply causes temporary suffering.

## **HOUSE BLESSING**

**Blue**                              **Cucumber or Melon**  
   **oil**  
   **Lavendar**  
   **Basil**  
   **Hyssop**

A special blend used only to cleanse and purify a house and to protect from evil spirits. Burn in pottery roof tile.

## HOUSE DRESSING

**Blue**                    **Van Van**  
                              **Lavendar**  
                              **Hyssop**

Incense brings luck and blessing where it is burned. Sprinkle powder in all corners of any house and by each window and door. Attracts good luck and protects the inhabitants from all evil.

## INDIA BOUQUET

**White**                    **Ginger**  
                              **Cinnamon**  
                              **Coriander**  
                              **Myrrh**  
                              **Cardamon**

A blend designed to draw the opposite sex. Creates an atmosphere of attraction, brings harmony to quarreling couples, ends the problems of marital infidelity. Used in love rituals to ensure tranquility.

## INDIAN INCENSE

**Sandalwood**  
**Cinnamon**  
**Benzoin**

## INFLAMMATORY CONFUSION

**Red**                      **Oak ashes**  
                              **Fennel**  
                              **Musk**

Increases confusion when lovers are cheating. Stops infidelity. Sprinkle around the altar and on a figure candle representing the one who is cheating. Some practitioners suggest sprinkling a bit of the powder on the wandering one's undergarments.

## **INFLAMMATORY INCENSE**

Burn to make someone passionate when you are together. An incense of sensuality. The inclusion of the chili pepper turns this into one of the most passionate of the love/sex incenses. Same as Inflammatory confusion, with Chili pepper.

## **INITIATION**

See Esbat Oil.

## **INSPIRING POWDER**

**Purple**  
Pine  
Lily  
Hyacinth  
Clove

Sprinkle on any person who needs a boost in morale. Builds confidence and inspires them to do good deeds. Makes people feel optimistic about life. Said to make creativity come easily.

## **INSTIGATION**

**Brown**  
Hyssop  
Verbena  
Clove  
Galangal  
Coffee

A wonderful blend designed to make others initiate new projects. Adds to their creativity and helps them to accomplish difficult endeavors. A mild commanding/compelling mixture and has positive effects when used cautiously.

## **IRIS PERFUME OIL**

**Orris oil**

**Purple**

**Sweet Flag oil**

Helps increase determination, will power, and the ability to concentrate.

## **ISHTAR**

See Astarte.

## **ISIS POWDER**

Same as above, blue base.

## **ISIS OIL**

**Blue**

**Myrrh**

**Vetavert**

**Frankincense**

**Orange rind**

**Civit**

**Styrax**

**Myrtle**

Develops mild passion in the user. A sexually stimulating perfume. Popular with married couples who have lost the magick of love feelings. Guaranteed to bring on unexpected prowess and sexual pleasures.

## **JALOP POWDER**

**White**

**#1: Galangal**

**#2: 1/4 pt. Brimstone**

**1 pt. Blessing Incense**

**3 pts. Vanillan  
powder**

**1 pt. Orris**

**6 pts. Rosemary**

**1 pt. Jalop powder**

The foremost of blessing and protection powders. Use in any service where special spiritual protection is desired.

## **JAMAICA BUSH POWDER**

**Patchouli**

**Vetavert**

**Lemon**

**Jasmine**

Wonderful for helping bring luck while gambling or investing. Attracts good fortune in all areas of life. Use sparingly. Used mainly as a bath; one should relax and meditate on success.

## **JAMAICA GINGER WATER**

**Water**

**Ginger fragrance**

## **JINX INCENSE**

**Base of appropriate color**      **Clove**  
   **Cyclamen**

Black—Burn to ward off evil spirits and to break a hex. Also used to purify altars before using for rituals conducted for placing curses and casting hexes. Green—Burn to gain financial wealth and general success in everything you attempt. Purple—Burn to increase clairvoyant powers. Makes one more deeply psychic. Red—Burn to attract potential marriage partners and new lovers. Always works wonders.

## **JINX REMOVING (INSIDE)**

**Blue**      **Mint**  
                                 **Wintergreen**

An extremely powerful powder which helps offset the effects of evil spells, hexes and curses. Carefully sprinkle all around the inside of a house. Will protect all who reside there.

## **JINX REMOVING (OUTSIDE)**

**Blue**      **Chamomile**

Same as Inside Jinx Removing Powder except that it is to be used in the yard and on the front and back doors. Use both for best results, at the time of the new moon.

## **JINX REMOVING INCENSE**

**Blue**      **Rose Geranium**  
                         **Clove**  
                         **Deerstongue**

An extremely powerful incense for overcoming the ill effects of the most horrible curse. Frequently used as a floorwash.



## **JINX REMOVING BATH**

Same as Dragon's Blood Crystal Bath.

## **JOCKEY CLUB PERFUME OIL**

**Cinnamon**  
**Piece of tanned leather**  
**Carnation oil**  
**Clove**  
**Bay**

A strong hex breaker. Use only for uncrossing purposes. Can be depended upon to protect against all evil doings. Never use for other purposes.

## **JOHN THE CONQUEROR POWDER/ INCENSE**

Same as High John. Incense—Best when utilized for uncrossing purposes. Removes all curses and hexes enemies. Good to win court cases and to win when gambling. Powder—Sprinkle on anyone who has been badly hexed. Helps to eliminate all curses and evil spells. Sprinkle in a courtroom and you will win the case.

## **JOY**

**Yellow**

**Acacia**  
**Carnation**  
**Cammelia**

Another sexual stimulant and attraction powder. Draws the opposite sex to you. Also creates feelings of happiness when you are depressed about anything.

## JU JU OIL

Myrrh  
Mimosa  
Jasmine  
Patchouli

An extremely powerful oil used to cross enemies and to uncross clients. A very protective item.

## JUA JUA POWDER

White  
Gardenia  
Rose  
Mimosa

Use to cross those you dislike and to uncross friends or yourself. Similar in effect to Ju Ju Powder. Extremely protective. Very popular in Voodoo rituals.

## JUPI

Same as Jua Jua Powder.

## JUPITER

Anise  
Mint  
Hyssop  
Chervil  
Liverwort  
Juniper

## JURY WINNING POWDER

Purple  
Hydrangea  
Hi-John  
Lo-John  
Asophoetida

Sprinkle on the judge's seat and in the jury box to help win a court case. Said to work well. Sprinkle around a purple candle in a protection ritual when concerned about a court case.

## **JYOTI**

**Brown**

**Galangal  
Powdered Nastur-  
tium seeds  
Patchouli**

Use while trying to overcome the hex of an enemy and to gain financially. A purifying agent. Sprinkle powder around the premises or burn the incense for protection and purification.

## **KABALA POWDER**

**Purple**

**Myrtle  
Cedar  
Frankincense**

A strong attraction powder which allows its user to easily communicate with the spirits. Must be used only while in solitude, never in a group ceremony. Use only with white candles.

## **KHUS KHUS**

**Jasmine  
Oleander**

Add to bathwater and it will make you irresistible to the opposite sex. Also increases sales in business.

## **KINDLY SPIRIT**

**Blue**

**Lily  
Hyacinth  
Lemon**

Makes others like you and feel sympathy for you under all circumstances. Use in any ritual where you are seeking to overcome loneliness or where you need a friendly shoulder to cry on.

## **KING OF THE WOODS**

**Green**                      **Saturn root**  
**Civit**  
**Musk**  
**Vanilla**  
**Cyprus**

Used by men, a sexual domination formula. Homosexual males seeking to attract other males should see Satyr Oil.

## **KING SOLOMON OIL**

**Red**                         **Solomon Seal**  
**Hyssop**  
**Rose**

Brings forth wisdom and intuitiveness. Makes the user more psychic than before. Draws wealth. Use in any ritual where these faculties are to be called into play.

## **KING'S PERFUME OIL**

### **Frankincense**

Use to improve lovemaking ability and locate a better job. Attracts love from those of the opposite sex. Expect great changes when using this oil. Used by men, women should see Queen's Perfume. Anoint success or luck objects to heighten their magnetism.

## **KORE**

See #20 Love Oil.

## **KUNDALINI**

See Satyr Oil.

## KYOTO POWDER

Blue or Purple      Orris  
                              Vanilla  
                              Clove  
                              Lavendar

Sprinkle on the head of anyone desiring assistance in overcoming illness or bad luck. Creates a more positive attitude in all who utilize it.

## KYPHI INCENSE

#1: Musk  
      Myrrh  
      Olibanum  
      Storax  
      Balm of Gilead  
      Cassia  
      Lotus  
#2: Myrrh  
      Frankincense  
      Honey  
      Red Wine  
      Cyprus  
      Storax

An excellent banishing incense. Use to banish negativity, evil spirits or bad luck. Beneficial in attracting healing spirits.

## LADY LUCK INCENSE

Plain                    Rose  
                              Cinnamon  
                              Patchouli

Use only before gambling. Will assist you in winning with regularity. Used as a bath for those seeking prophetic dreams or a change in luck.

## **LA FLAMME OIL**

**Red**                    **Musk**  
                             **Ambergris**  
                             **Bay**  
                             **Myrtle**

Forces a loved one always to think only of you. Carries an enticing odor of incitement and promise. Use with a red figure candle or to anoint seals or talismans to accomplish the desired effect.

## **LEO**

**Frankincense**  
**Musk**  
**Rose**  
**Lemon**  
**Patchouli**  
**Balm of Gilead**

## **LIBRA**

**Lavendar**  
**Chamomile**  
**Cassia**  
**Lily**

## **LODESTONE**

**Grey**                    **Powdered iron filings**  
                             **Galangal oil**  
                             **Citronella oil**

A very potent protective incense. Always brings the best of luck. Breaks hexes. A favorite luck blend, also used in uncrossings.

## **LOBBAN**

<b>Green</b>	<b>Frankincense</b> <b>Bergamot</b> <b>Lemon</b> <b>Lilac</b>
--------------	--

A strong purifying incense. Use before and after conducting rituals. Cleanses of evil spirits.

## **LOST AND AWAY**

<b>Brown</b>	<b>Dirt from crossroads</b> <b>Mistletoe</b> <b>Sulfur (Brimstone)</b> <b>Orris</b> <b>Sage</b>
--------------	---

Said to be one of the most powerful of powders for getting rid of someone. Similar in effect to Get Away and employed in the same manner.

## **LOVE & SUCCESS**

<b>Red</b>	<b>Allspice</b> <b>Orris</b> <b>Cinnamon</b> <b>Bay</b> <b>White Sandalwood</b>
------------	---

Assists in locating happiness in marriage and great success in all things attempted. Use for anointing red and pink candles.

## **LOVE BREAKER**

	<b>Graveyard dirt</b> <b>Vetavert</b> <b>Patchouli</b> <b>Lemon Grass</b>
--	--

Used to spoil a love affair or marriage. Can be used on self and mate if split is desired. Can also be used to rid oneself of undesired attention.

## LOVE HERBS/LOVE HERBS OIL

Same as Loveage Herbs/Loveage oil.

## LOVE INCENSE

**Pink**  
**Orris**  
**Musk**  
**Sandalwood**  
**Violet**  
**Gardenia**

A highly magnetic incense which is used to draw potential lovers and mates to your side. Molded into hearts with Salt Peter, Gum Arabic, Alcohol.

## LOVE OIL

**Red**  
**Cocoanut or Palm**  
**Oil Base**  
**Musk**  
**Frangipani**

Brings luck in all love matters. Makes you more attractive to the opposite sex.

## #20 LOVE OIL

**Red**  
**1 pt. Almond**  
**2 pts. Rose**  
**2 pts. Lavendar**  
**1 pt. Bay**  
**1 pt. Lemon**

A special love oil formula from New Orleans. A favorite among prostitutes.

## LOVE ME PERFUME OIL

**Red**  
**Vanilla**  
**Cinnamon**  
**Jasmine**  
**Khus Khus**

Increases sexual magnetism and potency. Use sparingly for it is extremely strong. May be used to anoint candles in love rituals and also makes a fine aromatic bath mixture.



## LOVE POWDER

**Blue: Blue base**  
Lavendar  
Lemon  
Frankincense  
Tonka

Blue: To be used only by females. Toss in the face of a male, or secretly place on his clothing. Makes him more sexually attracted to your charms.

Green: Attracts money to a marriage when the participants are truly in love. Use Liberally. Substitute Basil for Tonka.

Red: Sprinkle or toss on any person you sincerely desire. They will be unable to resist for long. Substitute Yohimbe for Tonka.

Yellow: No reason given. Substitute Almond for Tonka.

White: Sprinkle on both newlyweds before they leave for their honeymoon. Increases understanding and brings peace of mind.

**White**  
Gardenia  
Lilac  
Muguet  
Lily

Orange: Sprinkle on any couple who seems to be having difficulty adjusting. Solves all problems. Substitute Cassia or Lo-John for Tonka.

Pink: To be used only by males. Sprinkle a little on a female's clothing or toss a little in her face. Makes her more passionate in your presence. Substitute Rosebuds for Tonka.

Purple: No reason given, probably for gays. Substitute Violet oil for Tonka.

## **LOVER'S INCENSE**

**Red**                      **Musk Root Powder**  
**Musk oil**  
**Civit**  
**Ambergris**  
**Patchouli**

Increases a person's natural physical magnetism. Makes you much more dynamic and sensual.

## **LUCK AROUND BUSINESS**

**Green**                      **Pulverized \$ bill**  
**Gold sand**  
**Powdered frank-  
incense**  
**Heliotrope oil**

Brings an increase in business. Draws new customers. Commonly used by prostitutes in New Orleans since early times. Said to work well. Any way it is used, as a powder, incense, floorwash or oil, it is said to be effective.

## **LUCKY DOG OIL**

**Green**                      **Vanilla**  
**Cinnamon**  
**Strawberry**  
**Watermelon**

An aid to gamblers. Rub on hands before throwing dice or dealing cards. Brings financial gain.

## **LUCKY LODESTONE OIL**

**Red**                      **Cinnamon**  
**Lavendar**  
**Lodestone in bottle**

An excellent all-around oil for developing good fortune and changing bad luck to good.

## **LUCKY MYSTIC POWDER**

**White**                      **Silver magnetic sand**  
**Sweet Basil oil**  
**Vetavert oil**

An excellent blend designed for attracting good. Aids in establishing clairvoyance, attracts prophetic dreams.

## **LUCKY POWDER**

**Yellow**                      **Lime**  
**Orange**  
**Peach Blossom oil**  
**Melon oil**

A special blend designed to stop infidelity from taking place in any marriage. If, however, the person is not involved in merely a sexual affair, but is within a deeper involvement with someone else, this will be ineffective.

## **LUCKY 7 ROOT**

**Nutmeg**  
**Vetavert**  
**Tonka**  
**Patchouli**  
**Adam & Eve**  
**Lo-John**  
**Hi-John**

Protects against being hexed or crossed by an unknown enemy. This root is said to be especially good when gambling or taking risks of any kind.

## **LUCKY SPIRIT POWDER**

**White**                      **Bitter Orange**  
                                    **Citronella**

Another hex-breaking powder. Place in all corners of the house and on the altar. Attracts all helpful spirits. They in turn will reverse the curse.

## **LUV LUV LUV OIL**

**Rose**                        **Angelica**  
                                    **Clove**  
                                    **Cucumber**

A special blend of oils used to attract those already taken by someone else. Use of this oil makes him notice you. May also be used to attract women.

## **MAA-ISA**

See Isis.

## **MAD OIL**

**Red**                        **Capsicum (red pepper)**  
                                    **Ammonia crystals**  
                                    **Coriander oil**  
                                    **Pine oil**

Brings luck and success to the user. Clears channels for success. Use sparingly, as this can be used to hex others by driving them to insanity.

## **MAGICK CARPET**

**Sandalwood**  
**Rose**  
**Henbane**

## **MAGNET**

Same as Lucky Lodestone Oil. Attracts all forms of good luck and love. Draws forth wealth and success in all endeavors. Incense-Same as Lucky Lodestone; add Sandalwood and Cinnamon.

## **MANDRAKE PERFUME OIL**

	<b>Galangal</b>
<b>Purple</b>	<b>Hyssop</b>
<b>Musk base</b>	<b>Dill</b>
	<b>Licorice</b>

Combination hexing and protecting formula. Seldom used, except by very experienced users. as it tends to be highly reversible. The ingredients invoke Elemental levels and must be used with extreme caution.

## **MARIE LAVEAU PEACE**

	<b>Holy Water</b>
<b>Blue</b>	<b>Spring Water</b>
	<b>Rain Water</b>
	<b>Rose Water</b>
	<b>Lavendar</b>

At the turn of the 20th century, Marie Laveau was High Priestess of New Orleans Voodoo. Use like holy water and sprinkle throughout the home to bring peace.

## **MARS**

**4 pts. Dragon's Blood**  
**4 pts. Rue**  
**1 pt. Ginger**  
**1 pt. Peppercorns**  
**Pinch of Sulfur**  
**Powdered Lodestone**

## MASTER OIL

**Brown**                      **Deer's Tongue**  
                                 **Patchouli**  
                                 **Brick dust**

A popular conjure oil used in love matters. Also brings luck and power in all other things. Used mostly by men in rituals involving love, luck or material power. Use a brown candle and wear a drop or two of the oil on the palms of the hands when going to an important business meeting or any other situation where you must be self-possessed and confident.

## MEDITATION INCENSE/OIL

**Blue**                        **Sandalwood**  
                                 **Orris**  
                                 **Mastic**  
                                 **Cinnamon**

A special mixture designed to give off vibrations necessary for meditation and other spiritual work. Especially good for psychic endeavors. A strong spirit attractant and will tend to add success to any ritual.

## MEMORY DROPS

**Yellow**                    **Rosemary**  
                                 **Honey**  
                                 **Vanilla**  
                                 **Cinnamon**  
                                 **Clove**

## MERCURY

**Gum Mastic**  
**Cinnamon**

## MIMOSA MAGICK OIL

Yellow                      Acacia oil  
                                    Yellow Rose  
                                    Lilac  
                                    Bay

Rub all over the body before going to sleep. Produces prophetic dreams which are said to come true. Sprinkle powder between your sheets, burn incense, anoint blue or white candles with the oil, use as a bath. It is said this formula will only permit good dreams to come true.

## MINOAN INCENSE (Herbal)

10 oz. Gloria  
10 oz. Cedarwood  
10 oz. Dittany of  
Crete  
2 oz. each: Patchouli  
Calamus  
Mugwort  
Sandalwood  
1 oz. each: Camphor  
Ambergris

## MINOAN INCENSE/OIL (Liquid)

Blue                      10 pts. Cedar oil  
                                    10 pts. Dittany of  
                                    Crete oil  
2 pts. each: Frankincense oil  
Benzoin oil  
Cinnamon oil  
Sandalwood oil  
Patchouli or Pine oil  
Musk oil  
8 pts. Ambergris

1 pt. each: Hyacinth or Nar-  
cissus oil  
Camphor oil  
Myrrh oil  
Rose oil

2 pts. each: Honey and Red wine

## MINT BOUQUET OIL

Green Pennyroyal  
Mint  
Lemon

Removes bad spells, particularly loved by good spirits. When invoking the aid of Voodoo gods, place this oil in a dish as an offering to gain their assistance.

## MONEY OIL

#1: See Money Drawing  
Powder

#2: Frankincense (4)  
Heliotrope (1)  
Bay (1/2)  
Orange (1)  
Cinnamon (1/2) or  
Cassia (1/2)  
Sandalwood (2) (op-  
tional)  
Green coloring

Used to anoint green candles in any ritual to bring money into the home. This oil is often used as an incense by placing a few drops on charcoal. The oil may be worn or the powder sprinkled in the cash register.



## MONEY DRAWING POWDER

Powdered frank-  
incense

Heliotrope

Tonka

Gold magnetic sand

A special powder mixture designed to protect against suffering from financial losses. Said to attract money and material gain.

Bath: Frankincense, Gardenia, Heliotrope, GREEN castile base.

Oil: Same-Golden oil base

## MONTSEURRAT INCENSE

1 pt. Balm of Tolu

4 pt. Myrrh

6 pt. Frankincense

1 pt. Cassia

1 pt. Star Anise

1 pt. Oil of Lemon

1 pt. Vanilla powder

½ pt. Naroли Crystals

2 pt. White Sandal-  
wood

2 pt. Deerstongue

## MOON

Wormwood

Camphor

## MOON MAGICK

See Moon.

## MOSS ROSE

See Red Rose.

## **MOUNT POWDER**

**White**                      **Sweet Basil**  
**Rum**  
**Bay**  
**Thyme**  
**Sweet Aloe**

Rub all over arms and legs to increase physical strength and allure. Very powerful. Increases vitality and creates enthusiasm. Only available as a powder. Sprinkle on the altar in any love ritual.

## **MUSK LOVE POWDER**

**Red**                      **Musk oil**  
**Violet or Orris oil**  
**Vetavert**

Musk is one of the most powerful sexual attractants. Develops confidence and builds much self-reliance. Strengthens will power and persistence. Works especially well with shy people. Usually used by women, homosexual men will find it a valuable brew when used as a bath prior to going out.

## **MYSTIC INCENSE**

Same as Good Luck Mystic.

## **MYSTIC RITES INCENSE**

Same as Good Luck Mystic.

## **MYSTIC POWDER**

Same as Good Luck Mystic.

## **MYSTIC RITUAL POWDER**

Same as Good Luck Mystic.

## **NEFERTITI**

See Isis.

## **NEPENTHE**

See Aunt Sally's Dream Oil.

## **NEPTUNE**

**Ambergris**  
**Wild Lettuce**

## **NETRA**

See Uncrossing.

## **NINE MYSTERIES OIL**

**Orange**  
**Violet**  
**Wintergreen**

Excellent for overcoming all domestic or business troubles. Used to bless a business or a home. Sprinkle around a business or a home. Sprinkle around a room, burn as a blessing or attractant incense, or anoint success candles with the oil to bring a speedy change in fortune.

## **NIRVANA INCENSE**

**Cinnamon**  
**Curry**  
**Coriander**  
**Sage**  
**Patchouli**

A special Voodoo incense designed to heighten psychic, clairvoyant and meditation powers. Aids in spirit communication. One of the best to burn while meditating. Used in rituals for communication with the dead or disembodied.

## **NO HEX POWDER**

**Blue**

**Patchouli  
Hyssop  
Lavendar  
Salt**

A mild hex breaker which should be used only when someone complains of headaches. Offsets the ill effect of a curse only during the full moon; sprinkle some on your head at full moon and burn a suitable uncrossing incense while praying for relief. Also burn one white candle, anointed with a protection, unhexing oil.

## **OBEAH PERFUME OIL**

**Myrrh  
Patchouli  
Galangal  
Jasmine  
Lemon**

A powerful African oil used to bless churches and Voodoo prayer rooms. Protects against evil in all forms. Use to anoint white altar candles or use in a bath to cover yourself with its protective fragrance. Banishes bad vibrations and elicits the help and support of white magickal spirits.

## **OBEAH POWDER**

Same as Obeah Perfume Oil, on Black base. Sprinkle all around a ceremonial room to draw kindly spirit forces and to send away bad vibrations. Use on the altar during Voodoo rituals.

## **OBITSU POWDER**

**Green**

**Jasmine**

**Violet**

**Citronella**

Overcomes the most powerful crossing. Keeps all evil away from the user. Extremely protective. A very ancient and highly secret concoction. Use Obitsu Powder as a sub-ritual within a major uncrossing ritual for added effectiveness.

## **ORACLE**

See Psychic Power.

## **ORANGE POWDER**

**Orange base**

**Orange**

Makes those you desire come forth within 7 days. Increases the possibility of a wedding. Sprinkle over burning red and pink candles on the altar at any love ritual.

## **OSIRIS**

See Pax/Peace.

## **PAN**

See Satyr.

## **PAPYRUS**

See Meditation.

## **PAX/PEACE**

**Blue**

**Lavendar**

**Lemon**

**Violet**

**Orris**

**Cardamon**

Sprinkle for achieving peaceful conditions. Sprinkle in every room including bathroom, and over blue or white altar candles. Makes a relaxing bath and the incense will mellow even the most chaotic conditions.

## PEACE & PROTECTION INCENSE

	<b>Lavendar (4)</b>
<b>Blue</b>	<b>Thyme (3)</b>
	<b>Vervain (2)</b>
	<b>Basil (3)</b>
	<b>Frankincense (1)</b>
	<b>Rhue (pinch)</b>
	<b>Benzoin (pinch)</b>
	<b>Oil of Jasmine</b>
	<b>Couple drops Bergamot</b>

An ancient formula with unknown origins, this makes an excellent incense, powder or bath herb combination.

## PEACEFUL HOME POWDER

<b>Blue</b>	<b>Lemon</b>
	<b>Rose</b>
	<b>Lilac</b>

Use the same as Pax/Peace, for the same purpose.

## PENTATRUCK

**Myrrh**  
**Bay**  
**Clove**  
**Cinnamon**

An uncrossing and protection formula. The origins are unknown, but it probably comes from New Orleans as the ingredients are common to other uncrossing potions from that area.

## PISCES

**Cucumber**  
**Orris**  
**Vanilla**  
**Lilac**  
**Patchouli**

## **POWER/POWER BRAND PERFUME OIL**

**Purple**

**Cinnamon  
Magnolia  
Bay  
Jasmine**

Use as a controlling or conquering oil to gain your way. See various spells regarding this.

## **PRAY/PRAYING INCENSE**

**Blue**

**Frankincense  
Sandalwood  
Vanilla**

Ideal for spiritual workings, meditation, or when the spirit is in turmoil. Banishes negative vibrations and attracts only beneficial spirits.

## **PROSPERITY POWDER**

**Green**

**Allspice  
Patchouli  
Myrrh  
Cinnamon  
Sandalwood  
Orris  
Orange Peel**

Rub on hands, sprinkle about the premises, burn a green candle anointed with Money Drawing Oil and draw a circle around the candle with the powder. Can also be used as an incense, oil, bath or floorwash.

## PROTECTION

### Blue

Verbena or Veta-  
vert (4)  
Galangal (1)  
Peppermint (1)  
Rhue (drops)  
Cinnamon (1)

Used to protect against any hexes, negative vibration or foul mood which may overcome you. Sprinkle powder liberally in your chamber and burn the incense. In bath form, it is excellent as an uncrossing, helps you to maintain immunity to a recurrence of the hexed state.

## PROTECTION & LOVE

Patchouli (1)  
Lavendar (2)  
Orris (2)  
Lemon (1)  
Vetavert (1/2)  
Civit (1/10)  
Ambergris or Tinc-  
ture of Benzoin or  
Styrax (2)  
Bay (1/2)  
Muguet (1)  
Musk X (1)

## PSYCHIC POWER POWDER

### Purple

Gum Mastic  
Cinnamon  
Sandalwood  
Clove  
Myrrh

Sprinkle when invoking aid of mystic and spiritual powers. Often used at seances, or when meditating. Anoint the forehead with the oil before retiring, helps to dream prophetically and to focus one's telepathic abilities.



## **PSYCHON**

See Spiritual Vision.

## **PURPLE WILLOW HERB**

Willow

Sage

## **QABAL INCENSE**

Brown

Gum Mastic

Lavendar

Violet

Gardenia

Deer's Tongue

A meditation/psychic enhancement blend, this sets up a positive vibration current conducive to spirit contact, clairvoyance or telepathic working.

## **QUEEN BEE**

Same as Queen Oil.

## **QUEEN OIL**

Gold base oil

Vetavert

Juniper

Lavendar

Honey

Used only by women, another producer of passion; attracts both love and success. Use with care. See King Oil.

## **QUIETING POWDER**

**Blue**  
Salt  
Chalk dust  
Sugar  
Lemon oil  
Lavendar oil  
Balm of Gilead

A special blend designed to induce deeper meditation before Voodoo rituals are held. Sprinkle over the altar and especially on all burning candles.

## **QUITTING POWDER**

Tobacco ashes  
Nutmeg  
Cinnamon  
Powdered newsprint

Makes married members of the opposite sex leave you completely alone. Also induces others to stop trying to place hexes on you. Its effect is not noticeable to the person unless they try to bother you, at which point the crossing becomes more intense.

## **Q PERFUME OIL**

**Red**  
Myrrh  
Peppermint  
Carnation

A highly stimulating oil used to entice anyone you deeply desire. Impossible to resist.

## **RED FAST LUCK DROPS**

Same as Fast Luck Oil except with Red coloring. Designed to bring a lover to you quickly.

## **RED POWDER**

**Red**

**Cinnamon**

Used regularly by lonely women who seek male companionship. Sprinkle on the right leg only. Used by prostitutes to increase business. Also see Green Powder for males. Homosexuals use both colors.

## **RED ROSE INCENSE/POWDER/OIL**

**Rose**

**Red base**

**Mint**

**Incense:** Makes one dream of a future lover or marriage partner. Creates a strong love spell between two people. Is said never to fail.  
**Oil:** Special protective oil which wards off the ill effects of any hex. Attracts love.  
**Powder:** Protective powder utilized only to break the power of an evil spell. Overcomes hatred between former friends and associates.

## **REPENTANT POWDER**

**23rd psalm burnt to  
ashes**

**Salt**

**Lavendar**

**Hyssop**

If you feel you have failed to do your best, this powder can be utilized. Use by sprinkling on burning incense before attending a Voodoo service. Cleanses the spirit and aids in purifying the soul.

## **ROOT POWDER**

**Hi-John**

**Lo-John**

**Adam & Eve**

A special blend to offset the effects of a hex. Use for uncrossing yourself or a friend. Burn with incense and sprinkle on all candles.

## ROSE INCENSE

Rose base      Muguet  
                    Rose  
                    Mint  
                    Drop of Sandalwood

Makes one dream prophetically. Also a great healing incense. Sprinkle on your pillow at night to inspire prophetic dreams of a positive nature. Very popular in Voodoo circles.

## ROSEMARY INCENSE

Green            Rosemary  
                    Orris  
                    few drops Basil  
                    few drops Frank-  
                    incense

Excellent purifying agent. Should be carefully sprinkled on and around the altar before starting the ritual. Also place a little by all doors. Burn in a bedroom prior to going to sleep. Will attract good luck. Bath: Same as above with equal parts Florida Water and Castile Soap.

## ROSY CROSS

Rose  
Lotus

## SABBAT INCENSE/OIL

1 drop Benzoin oil  
Equal parts: Patchouli  
Sandalwood  
Orris  
Rose  
Fennel

Thyme  
Rue  
Chamomile  
Pennyroyal  
Vervain

## **SABUT**

See Mercury.

## **SAGITTARIUS**

Pine  
Musk  
Myrrh  
Juniper  
Muguet

## **SAMADHI**

See Spirit Guide.

## **SANCTUM REGNUM**

See Kabala.

## **SANDALWOOD INCENSE**

White

White Sandalwood  
Juniper  
Vetavert

Sandalwood is one of the simplest but most effective protective fragrances. A very good healing incense and one which attracts psychic vibrations.

## SATAN BE GONE INCENSE/POWDER

**Lavendar**

**Salt**

**Hyssop**

**Bay**

**Vervain**

Powder—Sprinkle around a room, the altar, and on the person you are uncrossing. One of the best means of breaking a strong hex. Use with care. Incense—Burn only when uncrossing yourself or a client. One of the best hex breakers. There will probably be strange psychic effects; don't worry about them—just continue your ritual.

## SATURN

**4 pts. Myrrh**

**1 pt. Elderberry**

**1 pt. Cypress**

**1 pt. Yew**

**1 pt. Patchouli**

**1 pinch Iron filings**

## SATYR OIL

**1/8 pt. Saturnian  
oil (Root): Lucky  
Hand**

**1/8 Ambergris**

**1/8 French Musk**

**1/4 Civit**

**1/4 Valerian**

**1 drop Cinnamon**

Said to incite the passions of anyone who comes near you. Use with extreme caution. Anoint candles in any love ritual, may also be used as a bath or powder. Place oil at the heart, throat and behind the ears.

## SCORPIO

Myrrh  
Cinnamon  
Civit  
Vetavert  
Lemon

## SEAX INCENSE

Powdered Sandal-  
wood-30%  
Powd. Myrrh-10%  
Powd. Patchouli  
leaves-5%  
Powd. Orris Root-5%  
Powd. Cinna-  
mon-10%  
Powd. Frankin-  
cense-40%

## SEKHMET

See Protection.

## SEPARATION POWDER

Chili powder  
Cinnamon  
Galangal  
Black pepper  
Iron filings  
Vetavert  
Pinch Bitter Aloes  
or Vetavert

Use when you desire to break any relation-  
ship. Creates animosity between lovers and  
business associates. Forces an eventual separa-  
tion.

## SEVEN AFRICANS INCENSE

- Purple**
- #1: Orris (3)
  - Vanilla (pinch)
  - White Sandalwood
  - Cascarilla (1)
  - Vetavert (2)
  - Sage (1)
  - Lavendar (2)
  - Rose (3)
  - #2: Rose (1)
  - Orris (2)
  - Frankincense (3)
  - Vetavert (1)
  - Bay (1/2)
  - Lavendar (1)
  - Lemon (1)

## SEVEN DAY UNCROSSING

- Purple**
- Basil
  - Bay
  - Clove
  - Hyssop
  - Verbena
  - Pine Needle

An excellent blend to use in overcoming a particularly strong curse. Must be sprinkled on the hexed person's head for 7 straight days.

## SEVEN DAY UNCROSSING BATH

- Purple**
- Hyssop
  - Lavendar
  - Sage
  - Lemon
  - Bluing
  - Baking Soda
  - Soap base



## SHI SHI INCENSE

**Green**  
**Clove**  
**Bay**  
**Angelica**

Draws wealth and overcomes poverty. Alleged to work very quickly. Very helpful to those who need a stroke of fortune.

## SHOE STRING ROOT POWDER

**Vetavert**  
**Patchouli**

Sprinkle around the home to protect the inhabitants against death. Also brings extreme good luck to those who play cards as it invokes lucky spiritual forces.

## SNAKE OIL

**#1: Snake root extract**  
**Brown coloring**  
**#2: Saturated snake skin**  
**plus Galangal**

Used to anoint candles. Protects and lends healing currents to the healer.

## SNUFF POWDER

**Tobacco**  
**Bayberry**  
**Goldenseal**

A special conjuring dust which should be utilized only when placing a hex on a friend who has betrayed your confidence. Use for no other purpose. It will turn fortune back your way.

## SOLAR AMBER

See Sun.

## **SORTES SACRAE**

See Sabbat.

### **SPECIAL FAVORS OIL**

	<b>Lime</b>
<b>Green</b>	<b>Carnation</b>
	<b>Gardenia</b>
	<b>Wintergreen</b>

Attracts friendly nature spirits. Anoint altar and room for best of luck and success.

### **SPECIAL PERFUME OIL #20**

	<b>Gardenia</b>
<b>Red</b>	<b>Jasmine</b>
	<b>Orris</b>
	<b>Muguet</b>

Makes one courageous. Overcomes effects of the most powerful hexes. Use to uncross.

### **SPIRIT'S GUIDE PERFUME OIL**

	<b>Orange oil</b>
<b>Yellow</b>	<b>Lily</b>
	<b>Acacia</b>

Assists in communicating with deceased friends and relatives. Sprinkle on ground. Use as an incense or to anoint white candles; however, never wear the oil on one's person.

### **SPIRITUAL VISION INCENSE**

	<b>Cinnamon powder</b>
<b>Blue</b>	<b>Lo-John powder</b>
	<b>Cedar oil</b>
	<b>Orris oil</b>
	<b>Myrrh</b>

Burn to increase clairvoyant powers. An excellent incense for job hunters.

## **SPIRIT INCENSE**

See Spiritual Vision Incense.

## **SPIRITUAL GOOD LUCK INCENSE**

Same as Good Luck Spiritual Incense.

## **SPIRITUALIST'S POWDER**

Yellow

Patchouli

Gum Mastic

Cinnamon

Dittany of Crete

A wonderful aid in communicating with the spirit world during a Voodoo seance. Burn with any type of incense and sprinkle all over burning candles.

## **STAR OF THE SEA**

See Minoan.

## **STARRY WISDOM OIL**

Pine

Camphor

1 tsp. Nettles

2 drops Jasmine

1 drop Musk

From the Necronomicon.

## STAY AT HOME INCENSE/POWDER/FLOORWASH

	Pulverized bedsheet
Purple	Clove
	Allspice
	Deerstongue
	Mullen
	Sage

Burn incense to force a lover or a mate to stop being unfaithful. Makes them return home and then appreciate it even more than before. Powder—Rub yourself down before going to bed with your lover or mate. He will never be able to leave you for another partner.

## STREGA

See Queen Bee.

## SUCCESS INCENSE

	#1: Patchouli
Green	Orris
	Sandalwood
	Myrrh
	Allspice
	Cinnamon
	#2: Orris (2)
	Allspice (1)
	Patchouli (2)
	Myrrh (1)
	Frankincense ( $\frac{1}{4}$ )
	White Sandalwood (2)
	Rose petals (2)
	Benzoin (pinch)

Assists in defeating all competition and overcoming all obstacles in the way of success. Especially good when burned to win legal battles.

**SUN**

**Frankincense  
Myrrh**

**SUTCHA**

See Health.

**SWALLOW'S BLOOD INCENSE**

**Dragon's Blood  
Red  
Red Sandalwood  
Rose petals  
Jasmine  
Orris**

Designed to bring happiness to those who must travel. Soothes nerves while on the road.

**SWALLOW'S EYE INCENSE**

Same as Swallow's Blood.

**SWALLOW'S HEART INCENSE**

Same as Swallow's Blood.

**TAPER PERFUME OIL**

**Jasmine  
Cinnamon  
Patchouli  
Olive oil**

Used to float wicks. Usually no more than perfumed olive oil. More for decoration than for ritual purpose, but the oils tend to attract love, healing and positive spiritual forces.

## TAR PERFUME OIL

**Black**  
Molasses  
Castorium  
Turpentine  
pinch of Bitter Aloes  
Creosote

Specially designed to create strife. Use only when you wish to cause problems for others. A blend that borders uncomfortably on the very negative; think very carefully before using.

## TAURUS

Ambergris  
Patchouli  
Musk  
Vetavert  
Jasmine  
Civit  
Sage

## TEJAS

See Mars.

## TEMPLE INCENSE

Same as Spiritual.

## TEN COMMANDMENTS POWDER

Hyssop  
Salt  
Powdered sea shells  
(Ochineia)

Use to place a curse on anyone who has violated one of the spiritual laws. Also attracts assistance to those who live by these rules. Sprinkle with great care. Very powerful for good or evil doings.

## TEN SLIVERS POWDER

Ten chopped tooth-picks

Clove

Pine

Lilac

Little Pine sawdust

Sprinkle thoroughly through the hair in order to attract good fortune in times of despair.

## TETRAGRAMMATON

See Kabala.

## THIEF POWDER

Galangal

Vetavert

Polk Root

Hydrangea

Sprinkle liberally around the area where something has been stolen and you will envision who the thief was. Always exposes wrongdoers.

## THREE JACK'S OIL

Green

Galangal

Vetavert

Patchouli

Powdered Cardamon

Brings good luck while gambling. Use to anoint candles, palms and forehead in a success ritual.

### THREE KING'S INCENSE

Frankincense  
Myrrh  
Benzoin  
Styrax or Tulu Extract  
Tonka or Vanilla extract  
White Sandalwood  
chips

A good luck incense which brings a change of fortune in every area of life. Use with care.

### THREE KNAVE'S OIL

Same as Three Jack's.

### THRIFTY POWDER

Green                      Lavendar  
                                  Orris  
                                  Sage

Rub on your hands and touch anyone who seems to be rather tight with money. They will be induced to spend some of it on you.

### TIGER PERFUME OIL

Yellow                     Wintergreen  
                                  Gardenia  
                                  Rose  
                                  Peppermint  
                                  Cinnamon  
                                  Bay

Awakens the psychic and clairvoyant powers of a person during Voodoo ceremonies. Particularly effective when used as a bath just before retiring.



## TIPHARETH INCENSE

Dittany of Crete

Pine

Myrrh

Dragon's Blood

Patchouli

Balm of Peru

Invokes evil spirits when you wish to cast hexes and spells on others. Use with caution, as this mixture draws its potency from the dark side of the Tree of Life.

## TRINITY OIL

Hyssop

Olive oil

Verbena

Designed to draw blessings to you in every area of life. Guarantees success in both material and spiritual undertakings. Use sparingly because it is potent.

## TRYST PERFUME OIL

Musk

Red

Melon

Sandalwood

The oil of lovers—use when you want passion to enter a relationship. Also develops clairvoyant power in anyone who uses it.

## TURQUOIS

Blue-Green

See Easy Life.

## TWISTING POWDER

Sulfur  
Sugar  
Patchouli  
Cedar

Sprinkle all around the door of someone's house. Will reverse the effects of any crossing.

## UNCROSSING INCENSE/POWDER/ OIL

Purple                      Lavendar  
                                    Rose  
                                    Bay  
                                    Verbena

This is a very powerful blend which will remove any hex or spell. Burn in a tightly closed room for best results. No evil spell can withstand its vibrations.

## UNCROSSING

Blue                         Lemon (1)  
                                    Bay (1/4)  
                                    Rose (1)  
                                    Lily (1)

Place a palm cross or a piece of Vetavert root in the oil.

## UNTRUTHFUL POWDER

Yellow                      Mint  
                                    Rose  
                                    Nutmeg

Rub on your hands and touch anyone you feel may be telling lies. They will be made to ask your forgiveness, and the tall tales will immediately stop.

## UNFORGIVING POWDER

White                      Salt  
                                  Sugar  
                                  Sage  
                                  Rosemary

Sprinkle on the head and shoulders of any person who has recently lost a close friend. This is said to force the other party to forgive and forget.

## UNFAITHFUL POWDER

Pink                        Lilac  
                                  Carnation  
                                  Khus Khus

Sprinkle on the body of anyone who is unfaithful. This powder makes them toe the line and stop playing around. Also makes someone be unfaithful if they are presently staying at home and being good.

## VAN VAN INCENSE

#1: Vanilla  
      Khus Khus  
      Almond  
      Vetavert  
#2: Rose (1)  
      Vanilla (1)  
      Vetavert (1)  
      Lemon (3)

Burn to purify a room where Voodoo rites are going to be held. Be silent while it burns.

## VENUS INCENSE #1/OIL

Red or Pink                Rose  
                                  Orris  
                                  Sandalwood  
                                  Musk

## VENUS INCENSE #2

	Lavendar
Red or Pink	Chamomile
	Cinnamon
	Rose petals
	Musk
	Patchouli
	Orris

## VENUS INCENSE #3

	Rose Petals (3)
Pink	Orris (1)
	Orange peel (1)
	White Sandalwood (2)
	Deer's Tongue (2)
	Allspice (1)
	Jasmine (1)
	Sage (1/2)
	Basil (2)
	Civit (drops)
	Ylang Ylang (drops)
	Muguet (drops)
	Cinnamon (1)

## VENUS OIL

	Jasmine (4)
Pink, Red or Green	Rose (1)
	Ylang Ylang (3)
	Civit (drops)
	Ambergris (1)
	Myrtle (1) or Muguet (1)

An alluring magnet used to draw love toward you. Makes a person irresistible to the opposite sex.

## **VENUS POWDER**

**Pink**  
Rose oil  
Lavendar  
Violet  
Musk  
Amber  
Pink base

Sprinkle on the clothing and you will be irresistible to those of the opposite sex. Others will be forcibly drawn to you.

## **VERSATILE POWDER**

Rum  
Peach Blossom  
Lilac  
Cinnamon

Rub on your hands and sprinkle on the clothing. Induces you to be much more adaptable to changes in life. Increases the potential for success in all areas. Inspires quick and creative thinking.

## **VESTA POWDER**

**White**  
Rose  
Lily  
Lavendar  
Peppermint

Draws the forces of good to your Voodoo services. Drives out evil spirits. Sprinkle on the altar to purify it before and after a ritual.

## **VESTA ARU**

Same as Vesta Powder.

## **VESTAR POWDER**

Same as Vesta Powder.

## **VIRGO**

**Lavendar  
Wintergreen  
Rose  
Orris**

## **VOODOO**

See Obeah.

## **VOODOO NIGHT PERFUME OIL**

**Myrrh  
Patchouli  
Vetavert  
Lime  
Vanilla**

A powerful oil designed to draw others to you. Makes them unable to resist.

## **VOODOO POWDER**

**Brown**

**Myrrh  
Grave dirt  
Patchouli  
Mullen  
Vetavert  
Pine  
Clove  
Lime**

Sprinkle in all corners, on doors and windows, and burn a little with incense. Use prior to conducting a ritual of any type. Especially good when sacrifices are being offered. Appeases the restless spirits.

## **WAR POWDER**

**Red**

**Chili powder  
Mustard powder  
Iron filings  
Patchouli  
Musk Root**

Sprinkle on your body and around the room before leaving. Overcomes feelings of animosity in others. Assists in defeating any enemy.

## **WAR WATER**

**Red**

**Florida water  
Red pepper  
Black pepper**

## **WATER OF NOTRE DAME**

**Violet water  
Rosewater  
Orange water  
Holy water**

Causes calm and peace by attracting the help of beneficial spirits. Mix Oil with water and spray about the dwelling.

## **WEAR AWAY POWDER**

**Black pepper  
Orris  
Castor Bean**

Use to place a mild crossing on someone you wish to teach a lesson. Will unnerve them in a time of stress. Causes only temporary mental anxiety.

## WEED OF MISFORTUNE

Jimson  
Patchouli

## WINNER'S CIRCLE PERFUME OIL

Hi-John  
Lo-John  
Lovage  
Vetavert

A wonderful oil for gambling luck. Draws financial gain to the user.

## WISHBONE POWDER

White Sandalwood  
Orris  
Allspice  
Deers Tongue  
Musk

Potent in helping dreams and wishes to come true. Anoint yourself before sleeping or meditating, or in services which are aimed at luck or psychic goals.

## WISTERIA INCENSE

Purple                      Wisteria

Always burn when good luck is needed. A strong force when burned at midnight.

## WISTERIA PERFUME OIL

Same as Wisteria Incense. Attracts all good spirits to a Voodoo ceremony. Rub on heads and sprinkle around floor.

## WOLF'S BLOOD

Same as Wolf's Heart.



## **WOLF'S EYE INCENSE**

Same as Wolf's Heart.

## **WOLF'S HEART INCENSE**

Red base

**Dragon's Blood**

**Polk Root**

**Myrrh**

**Bitter Aloes**

Burn to give courage when under great pressure. Helps overcome all fear of death. A good formula for those in business or the arts looking for strength to push their careers further.

## **WOOD SONG**

**Violet**

**Honeysuckle**

**Mint**

## **WORMSWOOD POWDER**

**Absinthe**

**Yerba Mate**

A very powerful hexing agent, which is to be utilized only for crossing the worst type of enemy. Must be used with extreme care. Sprinkle in the yard and on the front door.

## **YA YA POWDER**

Red

**Khus Khus**

**Cinnamon**

**Asophoetida**

**Sage**

**Rose**

Increases sexual potency. Said to make a woman more fertile. Excellent to assist in making a woman become pregnant. Also protects against miscarriages.

## **YAKA POWDER**

**Arrowroot                      Lo-John Powder**

Use only as a crossing agent. Quite a powerful spell-maker. Sprinkle liberally around the ritual area to cast all types of crossings.

## **YO YO POWDER**

**Red                                      Red Sandalwood**  
**Orris**  
**Vetavert**  
**Angelica**

Another powerful crossing powder which is designed for use only against females. Said to return her unwanted amorous advances to her and get her to leave you alone. The effect of a curse will be reversed if utilized on a male.

## **YUZA YUZA OIL**

**Black                                      Myrrh**  
**Cypress**

A dreaded mystical oil blend used for calling the spirits of the dead. Very dangerous. Never use in jest. Also for casting hexes.

## **YULA PERFUME OIL**

**Black                                      Melon**  
**Rose**  
**Lavendar**  
**Wisteria**

Never use except when the death of an enemy is desired. Will reverse its mighty power if used for any other reason.

## ZAWBA POWDER

**Brown**  
Vanilla powder  
Thyme  
Wintergreen  
Almond

A special blend which is used to create disension between lovers and very close friends. Sprinkle on those individuals you wish to cast such a spell upon. This a black magick blend.

## ZOMBI

Lo-John  
Yerba Buena  
Nutmeg  
Sage

Special powder/incense to be used only in casting hexes.

## ZONKA POWDER

Patchouli  
Lavendar  
Lemon  
Verbena  
Salt  
Peppermint

A special Haitian mixture designed to break evil spells. Used only during the full moon. Must be rubbed on the body while out-of-doors.

## ZORBA PERFUME OIL

**Purple**  
Mastic  
Frankincense  
Cinnamon  
Lavendar  
Bay

Helps to bring forth psychic power. Wonderful for clairvoyance. Anoint forehead while in ritual. Use in your bath before retiring to secure prophetic dreams.

**SPELLS  
AND  
RITUALS**

# SPELLS AND RITUALS

## MAGICKAL CHILDE LOVE RITUAL

**Supplies:** Quill Pen; Parchment; Dragon's Blood Ink; Ouanga Bag with Love Herbs; Figure Candle and Pin; Love Bath; Love Oil; Love Powder; Love Incense; Charcoal.

**Procedures:** Preferably, this ritual is conducted on seven consecutive days. If this is impossible, it is permissible to skip a day or two, but in no case should the entire procedure take more than eleven days. IT IS NECESSARY TO BE ALONE WHILE CONDUCTING THE RITUAL DESCRIBED HEREINAFTER.

*First Day.* Take parchment, quill pen, and Dragon's Blood Ink. Draw the sign of Venus and below it write the first and last name of the person you are trying to attract, using block letters. When the ink is dry, fold the parchment and place it inside the Ouanga Bag. Some people recommend sprinkling a little LOVE POWDER on the surface of the parchment before folding it and putting it inside the Ouanga Bag. When you have finished the above procedure, take the red figure candle and scratch the initials of the person you desire on its chest (or, you may scratch the person's full name if you prefer). Anoint the candle with a little of the LOVE OIL by putting a couple drops on your index finger and spreading it over the candle's surface (when anointing, start at the center of the candle and anoint the top half, then anoint the bottom half). Light the candle and let it burn for seven minutes before extinguishing it.



VENUS

*Second Day.* Start today's ritual by taking a long bath in a tub full of water to which you have added one or two tablespoonfuls of LOVE BATH. Soak in the tub visualizing the person whom you desire, imagining him/her making love to you, walking with you, talking to you, etc. After your bath, light the candle again after anointing it with a little LOVE OIL, and light it for seven minutes while concentrating on the person you love. Also, while the candle is burning, sprinkle LOVE POWDER in the corners of your room, and place a pinch of the powder into the Ouanga Bag. Also, place one or two drops of LOVE OIL in the bag. When you have done this, extinguish the candle, provided that it has burned for its full seven minutes.

*Third Day.* Take another LOVE BATH. After your bath, light the charcoal. Once it catches, allow it to sit for about a minute and then sprinkle a pinch of LOVE INCENSE on it. Anoint the candle with LOVE OIL and light it for seven minutes, concentrating on the person you wish to attract. After you have extinguished the candle, put a drop of LOVE OIL into the Ouanga Bag.

*Fourth Day.* Repeat Day 3, except scratch a small "X" with the pin over the Figure Candle's heart before you anoint it with LOVE OIL and light it for another seven minutes.

*Fifth Day.* Repeat Day 3, except at close of ritual, stick the pin in the center of the X and leave it there.

*Sixth Day.* Repeat Day 3, except when you anoint the candle with LOVE OIL, place a small amount of the LOVE OIL on your neck. . . or any other part of your body, if you prefer.

*Seventh Day.* Repeat Day 6, except this time, allow the figure candle to burn completely. You don't have to sit and meditate during the entire period the candle burns, but don't forget, if you leave the room, that you have a candle burning. When the candle has burned completely take a small piece of the wax and the pin and place them in the Ouanga Bag.

According to traditional magickal sources, you should, at the completion of this seven day ritual, have obtained the object of your desires (or an acceptable substitute).

## **MAGICKAL CHILDE WANDERING SPOUSE (OR LOVER) SPELL**

The enclosed ritual takes seven days to complete. Follow the instructions carefully for each day and watch the wandering one for signs of change. Don't expect results overnight—it will take a little while, but you should see definite indications that the one you are working on is returning to you within a few days.

**Supplies:** ½ oz. No. 20 Love Oil; 1 red male or female figure candle; 7 white coach candles; Dove's Heart Incense; Peaceful Home Incense; Unfaithful Powder; Stay-at-Home Powder; No. 20 Love Oil Bath; Peaceful Home Floorwash; Talisman V26; Root Bag containing Rose, Lavender and a Bay Leaf; Role of Incense Charcoal.

Each day you are to take a bath and use the floorwash in your house. The bath is used by putting two tablespoons in a tubful of water and then just sit and soak in it for 15 to 20 minutes, trying to relax as much as possible. Also, each day, use the floorwash by putting a couple of tablespoons into a bucket of water and washing down your chamber. If you have carpeting in your room, put just a little bit of the diluted floorwash on a sponge and touch the surface of the carpet with it to get the fragrance in the room. (Check to make sure the carpet is colorfast, however, before doing this).

Once you have taken your bath you should set the altar up as indicated below. Each day you will be working with the red figure candle and one white candle. The red figure candle gets anointed with the No. 20 Love Oil. The white candle is to be anointed with Olive Oil which you can purchase at any supermarket if you don't have some in your cupboard.

Once the candles are anointed and in position, take one of the incense charcoals and break it in half and light it. Put a pinch of Dove's Heart Incense on it, then light the two candles on the altar.

When the candles are going, take the talisman enclosed with the kit and place it behind the red figure candle as indicated on the drawing. Then, sprinkle a circle of Stay At Home Powder as indicated on the drawing.

You will notice that you have two powders in this kit: Stay-At-Home and Unfaithful. Take a bit of each of these powders and sprinkle them into the wandering spouse's shoes and between the sheets of the bed you sleep in with him (or her) if possible. Ideally you must sprinkle some of these powders (just a tiny bit—it should not be noticeable) into the possessions of the errant spouse, but under no circumstances should it be detectable to the eye. Remember, a little goes a long way.

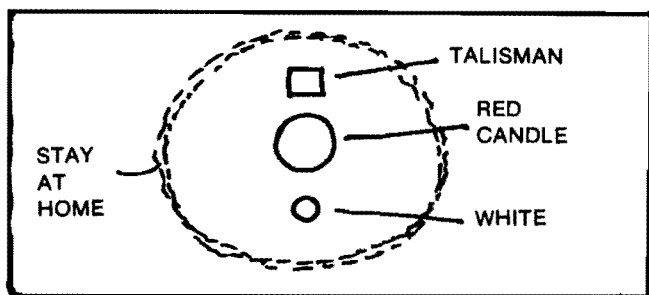
Once the candles are going and you have sprinkled the powder on the first day, take the red flannel bag of herbs, spit in it, put on drop of No. 20 Love Oil in it, and pull the string closed. The bag is now charged and you should keep it on your person at all times until the wandering spouse is being faithful again.

Once you have set up your altar, ideally it should not be moved or disturbed for the next seven days. This may take a little improvising on your part, but where there is a will, there is usually a way.

Each day you should let the candles burn only for about an hour and then extinguish them by pinching out the flame (don't blow it out). Although you will use the Red Figure Candle each day for the seven days, the white candle, even though only partially burned, should be discarded each day and a fresh white candle used for the start of each day's ritual. Dispose of the debris from your ritual as follows: Get a brown paper bag (like from the supermarket, only without writing on it), place all of the used supplies, candle stubs, ashes, etc., into this bag. Keep the bag in a hidden place for the week. When you are totally finished with the week's activities and all the refuse in the bag, get an orange, cut it in half, and place both halves in the bag with the debris. Then seal the bag and take it to a river and throw it in without looking at it and walk away immediately, confident that your wish will be granted.

The Peaceful Home Incense has been included with your kit to help you through emergencies. If you have a fight with the wandering mate or if the vibes are just lousy, burn some of this Incense to help clear the air. While this Incense is not specifically used in the ritual, you may wish to burn a little each day as part of the ritual. It will certainly not hurt things!

The talisman should not be thrown away when you are finished with the ritual. Instead, take it and put it between your mattresses or somewhere in your bedroom where only you know where it is (and only you can find it)!



## MAGICKAL CHILDE GAY FEMALE LOVE SPELL

**Supplies:** Queen Oil, No. 20 Love Oil, Seven Pink Candles, One Red Female Candle, Venus Incense, Isis Incense, Attraction Powder, Queen Bath, Talisman V-7 Incense Charcoal.

Essentially this ritual is very simple in its construction. You are to do this ritual for about an hour a day for seven days. And here's what you do:

**FIRST**—Take a bath in Queen Bath before you do anything else. Then you are to set up your altar as follows: Anoint the Red Female Figure candle with No. 20 Love Oil and set it in the middle of your altar. (By altar, we mean any table top, dresser top, etc.) Next, take the metal talisman included with your kit and anoint it with No. 20 Love Oil and place it in front of the figure candle. Under this talisman, you are to write, on a plain piece of paper, the name of your loved one.

**NEXT**—Form a circle of the small Pink Candles around the figure candle. Each day you are to anoint ONE of the Pink Candles with Queen Oil and burn it. In other words, the ritual will last for seven days and you are to light one of the Pink Candles each day for the seven days. The figure candle is also lighted each day for about an hour and then extinguished.

**NEXT**—Before you light any of the candles on the first day, sprinkle a circle of Attraction Powder around all of the candles as shown on the diagram below. You need not sprinkle the powder each day unless you want to—sprinkling it on the first day is sufficient.

Also, before you light candles each day, get some of the incense going by lighting one half of one of the charcoal briquettes and setting it in a metal ashtray or "censer." Put a hefty pinch of the Venus Incense on at the beginning of the ritual, and put a pinch of the Isis Incense on the charcoal at the close of each day's ritual.

Here is a basic sequence of operations:

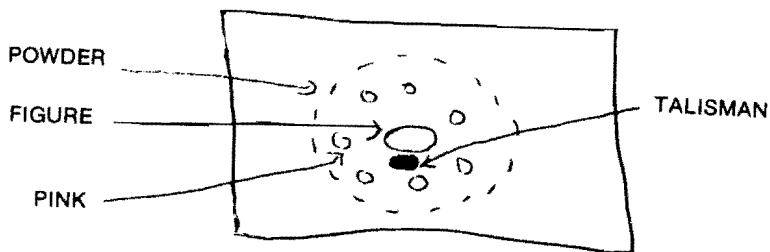
- (1) Take Bath
- (2) Anoint Figure Candle
- (3) Anoint One Pink Candle and Place Talisman on Altar
- (4) Sprinkle Attraction Powder
- (5) Light Incense
- (6) Light Figure Candle
- (7) After extinguishing candles each day, put a pinch of Isis Incense on charcoal.

While the candles are burning, you should try to concentrate on a mental image of the person who interests you. You may also wish to state out loud precisely what it is you wish to have the spirits do for you—use your own words and keep it simple!

You may find that your pink candles do not burn completely. That's okay—let it burn as much as it will in your hour time-frame and then extinguish it. You may remove the partially burned pink candles from the altar each day. On the seventh and final day of the ritual, you should allow the last pink candle and the figure candle to burn down completely.

When you dispose of the ingredients, place the leftovers all together in a brown paper bag and dispose with your garbage in your usual way.





## MAGICKAL CHILD GAY MALE LOVE SPELL

**Supplies:** ½ oz. Satyr Oil; ½ oz. "Q" Perfume Oil; 1 red Phallus Candle; 7 purple candles; High Conquering Incense; Venus Incense; He's Mine Powder; Musk Love Bath; Mystic Arts Spray; Red Flannel Rootbag containing Deerstongue and Samson Root; Talisman V7; Incense charcoal.

The following ritual takes seven days to complete. Follow the instructions carefully and it is said that you can bring your loved one to you, "ready to go." Essentially for seven days you do basically the same ritual gestures, so we will outline the first day's activities in detail.

First, take a bath using the Musk Love Bath by adding 2 tablespoons to a tubful of water and then sit and soak for about 15 minutes, imagining you and the other person in all sorts of erotic situations, positions, etc. Let your imagination go wild—see the other person craving you, begging you to have sex with him.

Next, go into the room where you are planning to conduct your ritual and arrange the altar setup as shown. Anoint the red Phallus Candle with Satyr Oil after first carving on it the name of your intended! Apply the oil lovingly, as you would a lubricant. Then anoint one of the seven small purple candles with some of the "Q" Perfume Oil and set it into the position shown. Next take the metal talisman and place a bit of the Satyr Oil on it and place it in the position shown on the drawing. Sprinkle a circle of He's Mine powder all the way around the two candles and the talisman, enclosing them completely.

Now light the incense by taking one of the charcoal briquettes included with the kit and breaking it in half. Then take a pinch of the High Conquering Incense and place it on the lighted briquette. If you do not have an incense burner, substitute a metal ashtray, but remember that the bottom of the ashtray will get very very hot, so make sure you protect your table surface against marring.

Next take the red flannel root bag and put one drop of Satyr Oil in it and place it into your underwear in your pubic region. You are to wear the flannel bag there during each day's ritual. When the ritual is over, remove the bag and place it between your mattresses (or in your pillow).

Once you have placed the red flannel bag in its resting place, light the Phallus candle and then light the Purple Candle. Allow the candles to burn for approximately a half hour and then extinguish them by pinching out the flame. (DO NOT BLOW OUT THE CANDLES). If possible, leave the

ritual in place and do not move any of its components during the seven days. If this is impossible, you might consider placing all of the ritual items on a board which you can hide in a closet, cabinet, etc., taking it out each day when you need it. Do not let anyone except yourself see or touch the ritual items.

Repeat the above instructions each day for seven days. On ensuing days, sprinkle the powder more sparingly when you form the circle around the candles and sprinkle just a bit of it into the Phallus candle's flame.

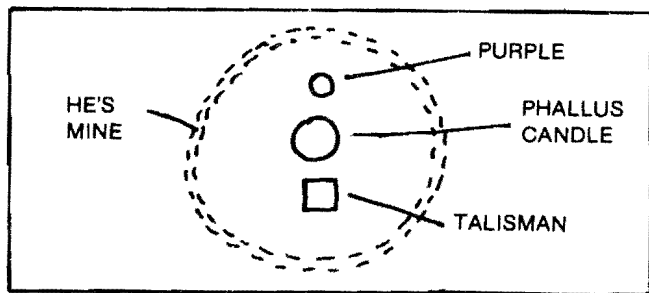
If possible touch your intended with just a bit of the He's Mine Powder if you have the opportunity—though this is strictly optional.

We have included some Venus Incense in the kit which is said to bring the gentler aspects of love into play. If you wish for this quality to be a part of your love affair with your intended, use the Venus Incense at the end of each day's ritual by putting a pinch of it on the charcoal at the close of your ritual, just before you extinguish all the candles.

When you have completed the seventh day's activities, take all of your debris and put it into a brown paper bag, get an orange and cut and cut it in half and place both halves in the bag with with the debris. Take the sealed bag to a river and toss it in without looking at it and walk away immediately, confident that your goal has been achieved.

By the way, each day you are to use a new purple candle, even though the previous day's candle will not have burned down completely. Ideally, you should, on the last day, let the candles burn down until they go out. If you do not have the time, do not worry, however, inasmuch as this will not as this will not ruin your ritual if you cannot do this.

You may wish to re-anoint the Phallus candle each day and this is a good idea. Of course, you anoint each day's purple candle. You may also wear the Satyr Oil when you are out cruising. A dab on the neck, on the chest, and just above the pubic hair is the recommended placement. You may also wear the red flannel bag in your underwear when cruising which is said to produce spectacular effects.



## MAGICKAL CHILDE SEPARATION RITUAL

**Supplies:** ½ oz. Love Breaker Oil; ½ oz. Van Van Oil; 2 Black Figure Candles (male and female); 4 Black Coach Candles; 1 White Candle; 1 oz Black Arts Incense; 1 oz. Banishing Incense; 1 oz. Separation Powder; 1 oz.

Zawba Powder; 1 Uncrossing Bath; Talisman V-24 (Transfer Affections)  
1 roll of charcoal.

The Magickal Childe Separation Ritual is designed to last for seven days. It should only be performed after dark (unless it is absolutely impossible), and preferably after midnight. Each day's activities require approximately ½ hour to an hour of your time—the more time you can put in, the better.

On the first day, place the two black figure candles on the altar. Place the male figure candle on the right hand side (as you face the altar) and place the female candle on the left-hand side. Anoint each of the candles with Love Breaker Oil, particularly the heart and genital areas. When you have finished anointing the candles, take some of the Black Arts Incense and place it on one of the lighted charcoal briquettes. Because the package of charcoal only contains 5 briquettes and the ritual requires 7 days, feel free to break the charcoal in half. Once the Black Arts Incense is going, light the two candles.

Next, take some of the Separation Powder and sprinkle a line straight down the altar (table top, dresser top, or whatever you are using) between the two candles. Symbolically, you have just erected a wall of separation between the two individuals. Next, take some of the Zawba powder and sprinkle it in a circle around each of the figure candles. Then place another pinch of Black Arts Incense on the charcoal. At the close of the ritual, take one the black coach candles, anoint it with Van Van Oil, place it next to the candle representing the person you want to separate. For instance, if your boyfriend has been seeing another woman, place the black candle in front of the female figure candle. If your girlfriend has been messing around with another man, place the black candle in front of the male candle, **INSIDE THE CIRCLE OF ZAWBA POWDER**. At the close of the ritual (after about half an hour or so) place some of the Banishing Incense on the lighted charcoal briquette to drive away the negative influences this ritual tends to invoke.

On the second day, skip the black coach candle step, but otherwise you should proceed exactly the same as the first day.

On the third day, use the black coach candle step in addition to the regular procedures. However, today you are going to incorporate the talisman into your ritual. First anoint the talisman with some Van Van Oil, and then anoint it with Love Breaker Oil. Place it inside the circle of Zawba Powder next to the one you love. For instance, if you are trying to get your boyfriend back, place the talisman inside his circle in front of his figure candle. If you are trying to get your girlfriend back, place the talisman inside her circle. Make sure when you make the circle of Zawba Powder that you make it large enough to accommodate the figure candle, the coach candle, and the talisman.

The function of the talisman is to transfer affections back to you. We wait until the third day so that the separation potions can do their work. Once the talisman is anointed and set in place in the circle of Zawba Powder in front of your beloved's candle, **DO NOT REMOVE IT UNTIL THE END OF THE RITUAL**. In any sort of ritual of this type, it is a good idea not to disturb the altar materials until the end of the ritual. Hence,

you should try to find someplace where you can work without having to disturb your altar setup each day.

On the fourth day, repeat Day 2 exactly, except since the talisman is now part of your ritual, place one or two drops of Love Breaker Oil on it today to reassert your intention.

On the fifth day, repeat Day 1 exactly, except don't forget to put another drop or two of Love Breaker Oil on the talisman. Also, you might want to sprinkle some more of the Separation Powder down the middle of the altar and perhaps sprinkle some of the Zawba Powder into the flames of the two candles. However, don't sprinkle so much that the candle goes out!

On the sixth day, repeat Day 4 exactly.

On the seventh day, place the last black coach candle in front of the figure candle like you have been doing, except this time, take the white coach candle, anoint it with Van Van, and place it in front of your loved one's candle. For instance, if your boyfriend is the one who is fooling around, place the white candle in front of his black figure candle and place the black candle in front of the figure candle representing "the other woman." Allow the candles to burn down until they all go out. This may take a few hours, so make sure that you have plenty of time to spend with the ritual, or that you place the ingredients in a safe place so that there is no chance of fire.

We have included Uncrossing Bath in the kit because we recommend that you use this for the week that you perform this ritual. Since a Separation Ritual tends to invoke negative vibrations and entities to help you in your goal, it is a good idea to banish them thoroughly. For this reason, you use the Banishing Incense each day to cleanse your ritual chamber—so too the bath, except this is used to cleanse your body and psyche.

When all the candles have gone out, etc., take all the remains of your ritual and place them in a brown paper bag. Get an orange and cut it in half and place both halves in the bag with the candle stubs, etc. Take the bag to a river and throw it in without looking and walk away immediately. The only item you should not discard is the talisman which should be wrapped in red cloth and placed under your mattress.

One last note—when you extinguish the candles each day, pinch them out, do not blow them out.

## **MAGICKAL CHILDE PROTECTION RITUAL**

In point of fact, protection is more a state of mind than anything else. However, this kit includes many items which have been fabled to be beneficial for a threatened state according to traditional folklore sources. The Protection Kit is somewhat different from our other kits because basically it is employed following an Uncrossing Ritual. Once you are sure that no "hex" is attached to you, then you can set about protecting yourself.

The contents of the kit include: Fiery Wall of Protection Powder; Fiery Command Incense; Peace and Protection Oil; Get Away Powder; Pax Incense; seven purple coach candles; seven white coach candles; red

charm bag with "Lucky Seven Root" mixture; Protection Talisman; Protection and Love Floorwash; Holy Herb Bath; Charcoal.

The following ritual takes 14 days to complete. For the first seven days you are to burn the PURPLE CANDLES which you have anointed with Peace and Protection Oil; for the second seven days you are to burn the WHITE CANDLES (one per day) which are also anointed with the Peace and Protection Oil. Since purple is the color of power, protection, royalty, etc., by burning those candles first, one per day, you are creating a very powerful shield of psychic energy around yourself. The seven white candles bring the more spiritual elements into play and add white magickal blessings during their use.

Since you are burning one candle a day, you should spend about a half an hour with the candle. It is a good idea to consecrate your talisman during this 14-day program. You do this by anointing it with the Peace & Protection Oil, and setting it directly in front of the candle. That's all you have to do. Just leave it there for the 14 days and at the end of that period, you may either wear the talisman, or put it in the red herbal charm bag and carry it on your person that way.

Speaking of the charm bag, you will find that it is filled with an herbal combination which is alleged not only to protect, but to draw strong luck vibrations. In order to "charge" this bag you must do certain things. First, wait until the first purple candle is anointed and lighted, then take the charm bag and (1) spit into it; (2) light a match and shove it into the bag, thereby extinguishing the match. **BE CAREFUL NOT TO SET THE BAG ON FIRE!!!** Once you have done this, pull the string closed and your bag is "charged." **DO NOT LET IT OUT OF YOUR SIGHT!** You should carry this on your person at all times during the next 14 days, and even after that if you wish. However, having it on your person for the two weeks of this ritual is critical to its success.

Next step waits for a few days. In fact, until the purple candles are finished, don't do anything other than what has already been discussed. You should let each of the purple candles burn down (normally it takes 3-4 hours) each day. Collect the stubs and keep them all together in a brown paper bag. On the seventh day, after you have finished burning the last of the purple candles, take some of the Fiery Wall of Protection Powder and (1) draw a small circle (about 6" in diameter) on the center of your "altar" or table, and place the talisman in its center. Then take the Get Away Powder and sprinkle a little bit in your doorway and on every window sill. Remember, a little goes a long way! Only a couple of pinches will do the job at each location.

On the 8th day, after you have anointed the first of the white candles with the Peace and Protection Oil, but before you light it, take a bath using the HOLY HERB BATH. You will take this bath each day for the next seven days. After your bath, light the white candle and also light some Pax Incense. Sit and meditate for about half an hour a day.

Your kit also contains PROTECTION & LOVE FLOORWASH which is an optional ingredient. It is recommended that you put this into your normal mop bucket and wash down your house insofar as possible. Wash all wood and tile floors. The function of a floorwash is to banish a premises completely. You may wish to continue using this floorwash after completion of the ritual because of its remarkable effects. However, **DO NOT USE BEFORE THE EIGHTH DAY OF YOUR RITUAL!**

On the final day of your ritual, you should have accumulated all of your candle stubs in the brown paper bag. Get an orange and cut it in half

and put BOTH HALVES in the bag with the candle stubs. Take the bag to a river and throw it in, without looking back. From then on, you may consider yourself protected. In general, we would recommend wearing the talisman and charm bag for a least six months following completion of the ritual.

While the ritual is rather simple on the surface, we think you'll find it highly effective. Also, it is a good idea to renew the Get Away Powder once every 3-4 months. Further, it's not a bad idea to sprinkle the Fiery Wall of Protection Powder in every corner of every room once every six months.

One further note. You will notice that we have included an ounce of Fiery Command Incense. This is sort of an insurance against unwarranted paranoia. Whenever you feel paranoid, frightened, threatened, etc., merely burn up some of this incense IMMEDIATELY. Although this incense is not cranked into the ritual, it is there as added back-up protection. Since it is one of the strongest of the Voodoo protective incenses, we doubt that there is anything that could get through its shield. If, however, you still feel paranoid after completing the ritual, then you should seek professional psychological advice.

## MAGICKAL CHILDE LEGAL AID SPELL

**Supplies:** ½ oz. Jury Winning Oil; ½ oz. Van Van; 1 White Cross Candle; 5 white coach candles; 1 black coach candle; Black Candle Tobacco; Van Van Incense; Salt; Fiery Wall of Protection Powder; Protection Bath; Root Bag containing Hi-John, Low John, and Buckthorn; 2 pieces of parchment; 1 pack of charcoal.

Essentially the Legal Aid ritual is very simple in nature inasmuch as each day's activities are practically identical.

Each day, prior to performing your ritual, you should take a bath using the Protection Bath formula. Just put a couple of tablespoons of the Bath mixture into a tubful of water and soak in it. When using a bath, be sure to use an unscented soap such as Ivory. A scented soap will ruin the herbal fragrances which are supposed to cover your body.

Each day you will be burning one candle, for the first six days you are to use the white candles and on the seventh day you are to utilize the black candle.

For days 1-6, do the following:

First take your Protection Bath. Then go into the room where you are planning to perform the ritual and try to relax as much as possible. This is not the time to be worried or upset, but rather, you should assume an air of confidence which will lend great power to what you are about to do, according to psychic research. While it is impossible to relax in a difficult legal situation, if you know you are not guilty, then at least attempt to trust that the Spirits will keep you from harm or false imprisonment.

Take one of the charcoal briquettes and break it in half and place it in a metal dish or ashtray. (Be sure to protect your tabletop, because the ashtray will become very hot as the charcoal burns and it could mar a delicate finish.) Place a pinch of the Van Van incense on the charcoal and then anoint one of the white candles after first carving your name (or the name of the accused) on it. Place the candle in the middle of your altar

(tabletop, desktop, countertop, dressertop, etc.) and light it. Then take some of the Fiery Wall of Protection Powder and sprinkle it in a circle around the candle. Then take a tiny pinch of salt and sprinkle it into the candle flame.

You will notice that a root bag comes with the kit. This is a red flannel bag containing three classic New Orleans Voodoo protection roots, High John, Low John, and Buckthorn. On the first day, take the bag, open it, and place ONE DROP of Van Van Oil into it. Then, blow in the bag and spit in the bag and pull it closed. The bag or "ouanga" is now charged. Carry it on you at all times until after you go to court. Be particularly sure it is on your person for the court appearance!

You will notice that two pieces of parchment come with this kit. Reserve these for the final day of the ritual. Each day for the first six days of the ritual you are to repeat the above procedures exactly the same way. You are to allow the candle to burn for at least an hour (preferably you should let the candle burn down until it goes out, but it will not harm the effectiveness of the ritual if you cannot do so). While the candle is burning sit and meditate peacefully. Imagine yourself having the charges dropped or imagine yourself winning the lawsuit, or picture the judge saying the words "Not Guilty" or hear him find in your favor. Or, if you prefer, you need not think of anything in particular—just use the hour to lay back, relax, and be at peace with yourself.

On the 7th day things change somewhat. Today we will be using the Black Candle. Get a small white dish and fill it with the salt included with the kit. Now set the candle in it. Next anoint the candle with some of the Jury Winning Oil. Before you light the candle, light one of the incense charcoals and place a hefty pinch of the Black Candle Tobacco on it. Then light the candle. While the candle is burning, take the two pieces of parchment and write the names of the Twelve Disciples of Christ on them, six on each piece of parchment. You are going to be wearing these into court in your shoes. The only thing to keep in mind is that the piece which contains Judas' name on it should go into the left shoe. When you have written the names of the 12 disciples on the pieces of parchment, put a dab of Jury Winning Oil on the tip of your right hand index finger and touch the two pieces of parchment with a bit of the oil. Then put the parchment safely away until the day you are to appear in court. On the 7th day it is very important to allow the black candle to burn down completely, so make sure you have given yourself plenty of time and privacy to accomplish this task. When the black candle has finished burning, completely and gone out, light another charcoal briquette and burn some of the Van Van Incense as your final gesture.

## **MAGICKAL CHILDE HEALTH RITUAL**

While in no way is this kit meant to replace proper medical attention, it can set the kinds of vibrations in your life to promote health according to ancient beliefs. The incenses and the other formulations have been prepared according to authentic folk magickal and voodoo recipes which have been handed down orally for generations.

**Supplies:** Your kit should contain the following:

- |                            |                                       |
|----------------------------|---------------------------------------|
| 1 White Cross Candle       | 1 bottle Van Van                      |
| 3 White Coach Candles      | 1 bottle Fiery Wall of Protection Oil |
| 1 pkg. Uncrossing Incense  | 1 bottle Dragon's Blood Ink           |
| 1 pkg. Health Incense      | 1 Quill Pen                           |
| 1 bottle Shi Shi Floorwash | 1 pc. Parchment                       |
| 1 Bottle Health Bath       | 1 Ouanga Bag & Herb Pkg.              |

Each day for seven days you are to do each step in the ritual. If you are unable to perform one of the steps (e.g., the ritual bath) because of health, it is perfectly all right to skip one or more of the activities. It will not impair the effectiveness of the ritual.

*First Day.* Sprinkle Shi Shi Floorwash around your room. If the room is carpeted, only sprinkle a little in the corners. Light one of the white Coach Candles after first anointing it with Van Van. While the candles are burning, take your ritual bath using Health Bath. (Place a couple of tablespoons of the Health Bath into a tub of hot water.) You should relax while in the tub and picture yourself (or the person you are working this ritual for) in a state of good health, happy, relaxed, enjoying life again, finding new love. . . . all the things you (or the person you are doing the ritual for) would be doing if you felt in the pink. (Also, make certain that the candles are placed in a safe spot while you are taking your bath).

After your bath, return to your candle and sit quietly for about a half an hour making sure that at no time during your ritual you will be interrupted by a telephone call, unexpected caller, etc. Ritual time is a time *just for you*. Privacy is of utmost importance. After your half an hour is over, during which you may feel free to think of anything *except* negative thoughts. During this period, you should try to project yourself into mental images of good health. Try to *see* yourself participating in active life again and doing the things that illness now prevents you from doing. After the half hour is over, light one of the charcoal briquettes and place some of the Uncrossing Incense upon it. When the incense is burning, extinguish the candle and permit the incense to fill your room.

*Second Day.* First, your ritual bath. Then go to your room and light another of the white candles. Light one of the charcoals and burn some Uncrossing Incense. The Uncrossing Formula is derived from the Voodoo Tradition and is utilized to dispell any negative spirits, vibrations, etc., that might be aimed at you. The point of burning the Uncrossing is to make sure that your health problem is not coming from any form of psychic attack. Sprinkle your room with Shi Shi Floorwash. *Be sure to anoint candle with Van Van* before igniting since Van Van is a powerful banishing/protecting aid. Today you are to prepare your Ouanga Bag by placing the Herbs from the Herb Package into the bag. As you place the herbs in the bag, you should say a prayer, in whatever form suits you personally, asking for good health and asking that the Ouanga Bag be a personal protection and symbol of good health in your life. From this day until the end of the ritual, you are to keep the Ouanga Bag in your possession at all times (except, of course, during your Ritual Bath.) When



the Ouanga Bag is finished, extinguish the candle after placing a pinch more of Uncrossing Incense on the Charcoal.

*Third Day.* Take your ritual bath. Then go to your room and light the third coach Candle after first anointing with Van Van Oil. Sprinkle Shi Shi Floorwash. Light one of the charcoals and burn some of the Uncrossing Incense, only today, you are to put one drop or so of Love Oil on the charcoal when the batch of Uncrossing Incense has finished smoking. The smell of the oil will fill the room.

Today is another quiet day in that you are to sit and watch the candle burn again and once again picture yourself in good health. Your relaxation period should last about half an hour. At the end of this period, place a drop of Health Oil into the Ouanga Bag to anoint the herbs, and place another pinch of Uncrossing Incense on the charcoal.

*Fourth Day.* Take your ritual bath. Go to your room and light one of the charcoals and place some of the Uncrossing Incense on it. Sprinkle the Shi Shi Floorwash. Take the White Cross Candle and anoint it with Van Van Oil and then anoint it again using the Fiery Wall of Protection Oil. It is at this point in the ritual that we are switching the energies being transmitted from protection in the form of *banishing* to a more active and dynamic form of *aggressive protection*. Fiery Wall is a Voodoo formula which is alleged to command enormous psychic force in the protection of its user.

Next, take the Quill Pen, the piece of parchment, and the Dragon's Blood Ink and write your name (or the name of the person who you are performing the ritual for) on the parchment. Also, make the sign of Mercury (see illustration) on the parchment. Fold the parchment into 4 segments and place it under the white candle. Light the candle. Place some of the Fiery Wall of Protection Oil in the Ouanga Bag (one or two drops) and then place some of the Health Incense on the charcoal briquette.



*Fifth, Sixth, & Seventh Days.* Repeat *exactly* the instructions for the Fourth Day (with the exception of writing your name on the parchment which you have already done).

The only variation in the ritual in the final three days is that on the Seventh day, *in addition* to placing one or two drops of the Health Oil in the Ouanga Bag, put a drop on the fingertip and anoint your forehead, chest, and lower belly. On the Seventh day, also, allow the white cross candle to burn completely. If you wish, you may light only the Health Incense on the 6th and 7th days and skip the Uncrossing Incense, however, for greater power, burn both.

When you have completed the ritual on the Seventh day, place a bit of the wax from the candle in your Ouanga Bag and also place a pinch of the Health Incense in the bag. Take the piece of parchment (which may look rather messy at this point in the ritual) and repeat the 23rd Psalm over it (see below) and place it in the Ouanga Bag. As a final gesture, spit into the bag and then blow into it. Then, quickly pull the string. At this point the

Ouanga Bag is "charged" with full magickal potency. Wear this charm at all times. If you are performing the ritual for someone else, give them the Ouanga Bag and have them spit and blow into it and pull the string. Even though you have done all the other operations for them, this final charging makes the bag theirs.

The charged Ouanga Bag is either to be worn or placed in a closet or safe place where no one else can get at it. The Ouanga Bag serves as a protection in the future against illness.

## MAGICKAL CHILDE UNCROSSING RITUAL

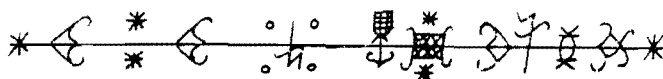
### Supplies:

Banishing Incense	Shi Shi Floorwash
Jinx-Removing Incense	Van Van
Charcoal	High John & Lucky Hand Root
Uncrossing Oil	3 White Tapers
Uncrossing Bath	White Skull Candle
Toothpicks	Ouanga Bag

*EACH DAY* you will begin your ritual by taking a bath using one or two tablespoons of UNCROSSING BATH per tub of hot water. During this daily bath, you should concentrate on relaxing, on thinking only pleasant thoughts, and on picturing yourself calm, peaceful and secure. Imagine to yourself your happiest moments; think about the good things you have done for people and the good things people have done for you. A successful uncrossing ritual shields the user against negative or evil spells, hexes, or vibrations by creating a positive shield around the user. This is accomplished by specially blended fragrances, through candle burning, and the various other sub-rituals described hereinafter.

*First Day.* Take bath as directed above. Today's task is to prepare the Ouanga Bag, which is a charm which you will carry with you for the next seven days. First, light one of the charcoals by holding a match to it. You will find that it lights almost immediately. Set the charcoal in a suitable container and put two pinches of BANISHING INCENSE on it. When the incense has filled the room, remove the Ouanga Bag from the kit and also remove the bag containing the HIGH JOHN and LUCKY HAND ROOTS. Put one or two drops of VAN VAN on each of the two herbs and place them inside the OUANGA BAG along with the "Garde" printed on the next page. Cut out the "Garde" or, duplicate it yourself, in your own handwriting, on another piece of paper. Some Voodooists claim that the "Garde" is stronger if drawn in your own hand, although this is matter of opinion. When the two herbs are in the Ouanga Bag, pour one or two drops of UNCROSSING OIL in the bag, insert the "Garde," and spit into the bag, then pull the string closed and repeat over it the 10th PSALM. The Ouanga is now "charged" and you may carry it with you everywhere for the duration of the uncrossing ritual. At night, you should place the Ouanga inside your pillow case, or wear it as a pendant around your neck using a string or piece of leather for a necklace. During the day it may be kept in a pocket or purse.

*Second Day.* Take bath as directed. Light BANISHING INCENSE as instructed for the First Day. Place the OUANGA BAG on your "altar" near the incense and *within sight at all times* during each day's ritual from now on. This will be the only time when the Ouanga Bag is not on or right next to your body during the seven days this procedures requires. Do not take the bag away from your body, however, until *after* the Incense is lighted. (The only other time you may remove the Ouanga is during your ritual bath. However during your bath you must stare at the Ouanga Bag and meditate intensely upon it, thinking only the most relaxing and pleasant thoughts. By the second day, you should have noticed an improvement in the hexed condition, but a word of warning: FINISH THE ENTIRE 7-DAY RITUAL. (Many people have thought themselves free of a hex, discontinued treatment, and discovered a day or two later that they had to start all over again when the hex symptoms recurred.)



Atibo-Legba, L'uvri baye pu mwe, agoe!  
 Papa-Legba, L'uvri baye pu m we  
 Pu mwe pase, pase  
 Lo m'a tune, m'salie loa-yo  
 Vadu Legba, l'uvri baye pu mwe  
 Pu mwe sa ratre  
 Lo m'a tune m'a remesyé loa-yo, abobo.

Z-ami lwe se  
 Aja sere

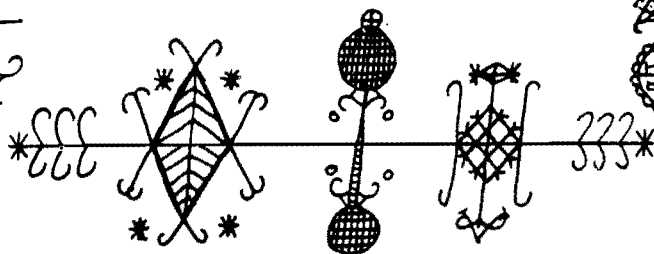
Z-ami pre se  
 Kuto de bo

Z-ami, Z-ami

### GARDE

Mu prale mare loa Petro  
 Hi Hi  
 Ja-Petro, chen ki chen  
 Li kase li  
 Ki dire kod, hi hi  
 Dya rele, dy dya kekekeke  
 Dya dya rele dya  
 Gede-Nibo, dya ke ke ke  
 Ke ke dya  
 Baro-Samdi, dya ke ke dya  
 Radegnoe Baron-Samedi  
 Engarde cemetiere U  
 L'uvri baye dyak, wanga

Kulev, kulev-o  
 Dabala-Wedo, Papa  
 U Kulev-O  
 Kulev, Kulev-O  
 M'ape rele Kulev-O  
 KKulev pa sa pale  
 Dabala Papa U Se Kulev  
 U we Aido-Wedo  
 Si nu we Kulev  
 Si U we Kulev  
 U we Dabala  
 Aida-Wedo se nu Kulev-O  
 Kulev, Kulev-O



After you have placed the Ouanga Bag next to the Incense, take the White Skull Candle from the kit and anoint it with VAN VAN by placing a little of it on your finger tip and smoothing it all over the surface of the candle. When you have finished with this, place a drop of VAN VAN in the Ouanga Bag. Light the candle for half an hour and then extinguish. While the candle is burning, picture pleasant thoughts. You might wish to listen to a favorite album, to dance, to do something which expresses joy. It is as if we show the gods how we wish to feel by performing for them in the hope they will answer our plea. Just before you extinguish the candle, pour one or two drops of UNCROSSING OIL onto your palm and anoint your forehead and chest over your heart.

*Third Day.* Repeat Day Two exactly except this time repeat PSALM 43 at the point where you light the incense and at the point that you extinguish the candle.

*Fourth Day.* Repeat Day Three exactly, except this time repeat PSALM 10 instead of PSALM 43.

*Fifth Day.* Repeat Day Three, except in addition to the Skull Candle, anoint one of the white taper candles with VAN VAN and UNCROSSING OIL. It is at this point in the ritual that even greater protective power is called upon to add insurance. Also, today you will be burning two incenses instead of just one. Start with the BANISHING INCENSE, and every ten minutes during the half hour the Skull Candle is burning, drop two pinches of JINX REMOVING INCENSE on the lighted charcoal. (It is a good idea to have all of the items assembled on one surface to make reaching or excessive motion unnecessary. Also, please note that times mentioned herein are approximate. For instance, if you let the candle burn for only 25 minutes, or accidentally let it burn for 40 minutes, it will not hurt the ritual in any way. These instructions are only guidelines and you should feel free to experiment with the ingredients to some extent from this point on in the ritual.

Today also, we are going to introduce a new innovation in the ritual through the use of the UNCROSSING FLOORWASH. Floorwashes are traditionally utilized in Voodoo by adding the mixture to a scrub bucket of water and mopping down the room in which the ceremony was to be conducted. The SHI SHI formula which we have included with the kit is a famous New Orleans Voodoo preparation noted for its efficacy in chasing away evil spirits and attracting only positive spirits. Some Voodooists would insist that the floorwash should be used at the beginning of the ritual, but our kits are designed to build to a crescendo and so we suggest utilizing the Floorwash on the Fifth Day.

*Sixth Day.* Repeat Fifth Day exactly, except for PSALM 10, repeat both PSALM 10 and PSALM 43 at the opening and the close of the ritual.

*Seventh Day.* Repeat Fifth Day exactly, only this time, you will permit the Skull Candle to burn completely. (Make sure it is in a safe container.) Also, you are going to perform a sub-ritual with the two toothpicks. You will need some thread or a piece of string. Tie the toothpicks into the shape of a cross. Set the cross on fire in an ashtray and make sure that it burns completely. Take the charred ashes and place them in your Ouanga Bag. Place one or two drops of UNCROSSING OIL into the bag, and

close. Before you light the toothpicks, repeat PSALM 15 over the cross. While the candle is burning, continue lighting incense until it is all used up. (It is perfectly all right to open a window and allow for ventilation.)

**NOTE:** Certain variations on the above are permissible.

1) You may use the Floorwash on the First Day before you take your bath. Floorwash may be sprinkled about the room instead of used as a scrub.

2) If the hex condition appears to be extreme, you may burn both incenses *from the 3rd day on* if you feel it appropriate. Do not use two before the third day.

After completion of this ritual, you should take all of the used ingredients and dispose of them in such a way that no one can get their hands on them. You may bury them or use normal garbage collection service provided you have carefully wrapped the objects to prevent anyone from seeing them.

## MAGICKAL CHILDE GAMBLERS' RITUAL

### Supplies:

1 Mummy Candle	Herb Package
2 Purple Candles	Fast Luck Incense
2 Brown Candles	Chypre Bath
2 Seven Knob Candles	Shi Shi Floorwash
½ oz. Chamomile Oil	Drawing Powder
½ oz. Crown of Success Oil	Winner's Circle Powder
½ oz. Compelling Oil	Green Charm Bag
1 Lodestone	

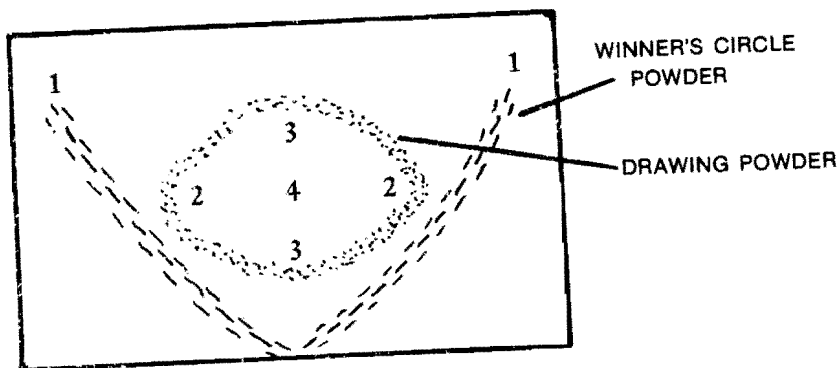
Performing magick to enhance one's luck is an ancient tradition. The ritual you are about to perform is based upon authentic Voodoo as it is practiced in the United States. Far from concerning itself with such things as "hexing" and "zombies," American-style Voodoo uses herbs, oils, candles, incenses, powders and floorwashes to produce very positive "white" magickal effects aimed at healing, love, success, and the many practical problems which affect daily life.

So let's begin!

Everyday you are to take a bath in the "Chypre" bath. You use this bath mixture by placing two tablespoonfuls of the liquid in your bath water. You are to spend about 15-20 minutes in the tub, just relaxing and focusing your mind on winning. See yourself getting a winning lottery ticket, see yourself picking the right horse, see yourself picking the right team—or, if you are using this kit to help a speculative business venture, picture the success of that business clearly in your mind.

After your bath on the first day, you are going to set up the ritual for the next seven days. In Voodoo, rituals are frequently performed for seven days since this period represents each of the Seven African Powers or, in Western terms, the seven personal planets (each planet being assigned a day of the week). Because many forces must come into play

## ALTAR DIAGRAM



with magick, the ritual performance on each day invokes different energies to the service of your ritual.

First prepare your ritual chamber (bedroom, kitchen, bathroom, etc.) by using the "Shi Shi" Floorwash. "Shi Shi" (also called "Chinese") is one of the most famous luck-attractant floorwashes in Voodoo. You use it by adding the entire jar to your mop bucket and scrubbing down the floor. If you have carpeting, you may moisten a sponge and just whisk it across the carpet so that you don't really wet it. The floorwash is only used on the first day in this ritual.

Next, anoint all the candles for the ritual with their proper oils. You anoint a candle by holding it in your left hand and starting at the middle, anoint the top half all the way around, then reverse the candle (still holding it in the left hand), and starting at the center again, anoint the bottom half of the candle. The symbolic reason for this is that you are petitioning first "upward" to the spiritual forces to materialize "downward" those things you request.

On the WHITE SEVEN KNOB CANDLE you are to use Chamomile Oil. On the BROWN CANDLES you are to use no oil. On the PURPLE CANDLES use Compelling Oil and Chamomile Oil. On the MUMMY CANDLE use Crown of Success Oil. Place the candles in position as indicated on the Altar Diagram above. Place the two SEVEN KNOB CANDLES in Position 1; place the two BROWN CANDLES in Position 2; place the two PURPLE CANDLES in Position 3; and place the MUMMY CANDLE in Position 4. Once you have done this, you are ready to begin the Ritual.

Next take one of the incense charcoals and break it in half. Light it and place it in an ashtray, or other heat-resistant dish. Remember, the charcoal makes whatever it is put in very hot and it can mar furniture, so make sure you use this properly.

Place a good-sized pinch of the "Fast Luck Incense" on the charcoal and allow the fragrance to permeate the room. Then light the candles in the order numbered; in a case where you have two candles numbered the same (as with the two brown and two purples), anoint the left hand candle

first then the right. (As you face the altar, the left hand candle is the one on your left side; the right hand is the candle on your right side.)—By the way, speaking of “altars,” any table top, dresser top, etc., will do. **BUT MAKE SURE THAT NO ONE DISTURBS THE RITUAL INGREDIENTS DURING THE PROCESS OF THE RITUAL.**

When the candles are lighted, you are to sprinkle the two powders. First sprinkle the “Drawing Powder” which is indicated by the dotted line around the two purples, two browns, and the Mummy candle. Next, sprinkle the “Winner’s Circle Powder” in the “V” shaped formation shown by the other dotted line.

Now just relax and spend about half an hour watching the candles burn. At the close of the first day’s ritual, however, you are to put together your “Luck Bag,” by placing the herbs in the herb package into the green bag which comes with the kit. Also place the Lodestone and Iron Filings in the bag. Now put one drop of Chamomile, and three drops of Compelling Oil into the “Luck Bag” and, as a final gesture, spit into the bag. Pull the string closed. The bag is now “charged” and you should carry it with you at all times and sleep with it in or under your pillow at night.

At the close of the ritual each day, extinguish the candles with your fingertips or a candle snuffer. **NEVER BLOW THEM OUT.**

On succeeding days, always take your bath, re-anoint the candles, light the incense, then light the candles. After the first day, you needn’t sprinkle the powders as heavily, but you should at least make the gesture. After the first day a light dusting is all that is required.

When the ritual is finished, take a pinch of the Drawing Powder and a pinch of the Winner’s Circle Powder from the altar and put it in the charm bag. Then place all the ingredients in a brown paper bag, cut an orange in half and place both halves in the bag, and either throw the bag into a moving body of water, or leave it on the steps of a church.

## **MAGICKAL CHILD MONEY DRAWING RITUAL**

Included herein are all the necessary components for conducting a complete magickal ritual to attract money and luck. Each of the ingredients of your kit is authentic and all of the recipes we utilize at *MAGICKAL CHILD* are based upon correct voodoo and witchcraft formulae and procedures which we have collected over the past several years we have been in business.

### **Supplies:**

Money Drawing Oil  
Money Drawing Powder  
Money Drawing Incense  
Money Drawing Bath  
Pins

Lodestone & Iron Filings  
Parchment & Quill Pen  
Green Jumbo Candle  
Ouanga Bag with Money Drawing  
Herbs  
Charcoal

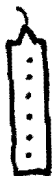
**Procedures:** Every day you will open your ritual with a bath using one or two tablespoons of the **MONEY DRAWING BATH** in a tub of water. Your bath should last approximately 15 to 20 minutes, and as you soak,

you should mentally imagine the things that the money will bring you. The clearer you make these mental pictures, the more you see yourself *having* the benefits of wealth, the more powerful your magick. Also, it is important while meditating to see yourself *in* that new car, or sitting *in* your fantasy house. Take possession, as it were, of the objects of your desire within your mind.

Everyday, also you must sprinkle a bit of MONEY DRAWING POWDER in the four corners of your room *and* place a tiny pinch into your Ouanga Bag. It is advisable to sprinkle the MONEY DRAWING POWDER *after* your bath.

With these general instructions in mind, let's begin!

*First Day.* First take your bath and sprinkle the Powder. Take the Green Jumbo Candle and six of the seven pins included with the kit and stick the pins into the candle so that the candle is divided into approximately seven equal-sized sections. (See illustration for correct pin placement. When you have finished doing this, anoint the topmost section of the candle with a little MONEY DRAWING OIL by placing a couple drops of the oil on your fingertip and spreading it carefully on the section of the candle you are going to burn. Light the candle and allow it to burn down to the first pin from the top, and then extinguish. Remove the pin from the candle and place it into the Ouanga Bag. While the candle is burning, you should be quiet and again visualize the objects of your desire.



*Second Day.* Take your ritual bath and sprinkle the MONEY DRAWING POWDER as described above. Prepare your parchment using the quill pen and Dragon's Blood Ink. On the parchment you are to make the symbol of Jupiter (Good Fortune) (See illustration.) Beneath the Jupiter symbol, write your full name in block letters. Fold the parchment carefully and insert it in the Ouanga Bag. Anoint the 2nd section of the Jumbo Candle with MONEY DRAWING OIL and light candle. When candle has burned down to the 2nd pin, remove the pin and add it to your Ouanga Bag. (The procedure of placing the pin in the Ouanga Bag is a necessary part of each day's procedure. As the final act of each day's ritual, the pin is placed in the Ouanga Bag, even if we do not specify for you to do this hereinafter.

4

JUPITER

*Third Day.* Take your ritual Bath and sprinkle MONEY DRAWING POWDER as usual. Today, you are going to light the MONEY DRAWING INCENSE for the first time. Take one of the charcoal



briquettes and hold a match to it. It lights easily. Then set the charcoal into a proper receptacle (since it gets *very* hot), and drop 3 pinches of incense on it. When the incense has filled the room, anoint the 3rd section of the candle and proceed as on other days.

*Fourth Day.* Follow the ritual for the Third Day, except while the candle and incense are burning, you are going to perform a sub-ritual called, "Feed the Lodestone." Remove the Lodestone from the plastic bag which contains it and the iron filings. Place the Lodestone on a table after first taking all of the iron filings off of it and setting them aside for a moment. First, anoint the Lodestone with a tiny bit of MONEY DRAWING OIL. The idea is not to soak the stone, but merely to put a touch of the fragrance upon it. Next, sprinkle a pinch of the MONEY DRAWING POWDER on the Lodestone. Finally, take the iron filings and sprinkle them on top of the Lodestone very slowly. When you are finished with this, take the Lodestone with the iron filings that have stuck to it, and place it carefully into the Ouanga Bag. Take the left-over iron filings and add them to the incense bag, mixing them in well.

*Fifth Day.* Exactly the same as the Third Day. However, when you are finished, pour one drop of the MONEY DRAWING OIL into the Ouanga Bag. Some Voodooists claim that the Ouanga Bag should be anointed every day, but it is our experience that this is not necessary. However, if you wish, you may do so.

*Sixth Day.* Exactly the same as the Fifth Day.

*Seventh Day.* Exactly the same as the Sixth Day, except place a little bit of the Candle's Wax into the Ouanga Bag. Your Ouanga bag should now contain six pins in addition to the MONEY DRAWING herbs, the oil, and the parchment. Take the 7th pin enclosed in the kit and stick it through the middle of the Ouanga Bag so that it pierces completely through the bag and then set the Ouanga Bag in a place where no one could possibly find it, except yourself.

According to traditional magickal sources, you should, at the completion of this seven day ritual, have made substantial progress towards your goal. It is important to be open-minded, however, in any magickal action, since what you think will be the source of your opportunity may, in fact, not be the source at all. It is very important to pay careful attention to what happens in your environment during and immediately after the performance of this ritual. And most of all, while many men claim they want success, many fade when it knocks on their door. So make sure you have the courage to grasp what you truly want when it comes your way, and not miss a golden opportunity simply because you didn't see it. Remember, you are asking for Money to come to you, you cannot specify the way it will come. So be alert.

## SUCCESS SPELL

### Supplies:

- |                        |                                |
|------------------------|--------------------------------|
| 3 Orange Candles (240) | 1 oz. Crown of Success Incense |
| 2 Green Candles (240)  | Charcoal                       |
| 2 Purple Candles (240) | Ouanga Bag                     |
| 1 White Candle (Jumbo) | 2 Natural Lodestones           |

1 oz. Crown of Success Powder	½ oz. Iron Filings
½ oz. Crown of Success Oil	1 Quill Pen
6 oz. Crown of Success Floorwash	½ oz. Dragon's Blood Ink
6 oz. Crown of Success Bath	1 pc. Parchment Paper

### Instructions:

Begins your ritual on a Thursday night or on a Sunday night. It will last for 7 nights. It will be concluded on the following Thursday or Sunday evening. Choose a time just before you plan to go to sleep and do your ritual at the same time every night, if possible.

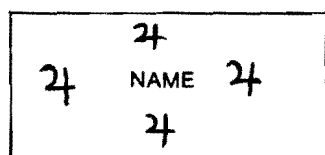
Your altar can be any convenient flat top (a coffee table or dresser top will do fine.) Your ritual will be the same for each of the the 7 nights and your altar must remain undisturbed during that time.

Start your ritual by washing down the room in which you are doing your ritual. Using 1 tablespoon of floorwash to a bucket of water, taking care to go over the corners of the room well. (If you have a rug, simply sprinkle the solution in the four corners of the room.)

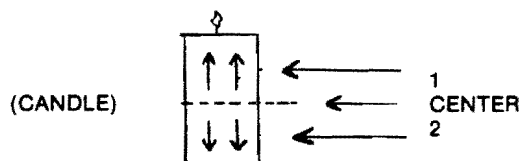
Now is the time to take your ritual bath. To a tub of water, add 1 tablespoon of the bath mixture. Stay in the tub for at least 10 minutes. Relax, and think about success coming to you. You will do this every night before your ritual.

After your bath, dry yourself well with a clean towel and lightly powder yourself with success powder. You do not have to cover your entire body, just a quick overall dusting will do. Now, place a small dab of Success Oil on your forehead, right above the bridge of your nose and say, "Success, Come To Me!" You will do this every night before your ritual.

Now, you are ready to prepare your candles and parchment. You will do this only *once* on the first nights. With your Quill Pen and Dragon's Blood Ink, write your name on the parchment and surround it with 4 Jupiter symbols. ( )



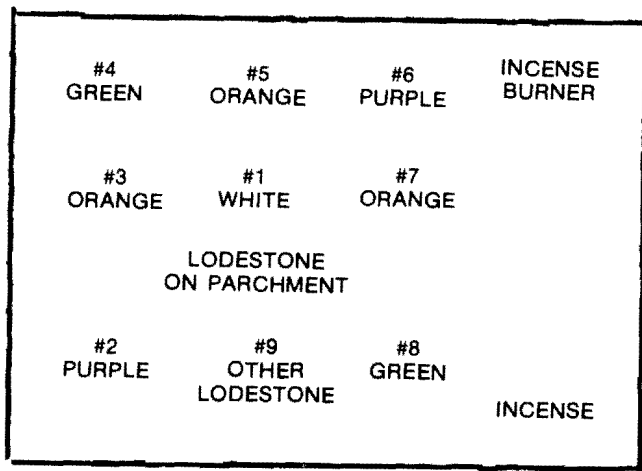
Now, anoint each candle with Success Oil and concentrate on success coming to you. Anoint the candles by placing a drop of oil on your index finger and starting in the center of the candle, rub up—all the way around, then, in the same way, again from the center—rub down.



After you have anointed all the candles, anoint the lodestones with the oil (just until the stones are covered completely.)

You are now ready to set up your altar:

ALTAR:



Make sure that the color candles are at least 7 inches away from the white one in center. The white candle represents you. (If you wish, you may scratch your name on it with a new nail before you anoint it, but this is not necessary.)

*Remember, you only do this on the first night.*

Now, you are ready to do the ritual. Stand, sit, or kneel before the altar naked. Carefully break a piece of charcoal in half and place half of it in your burner. (The other half should be put aside for the next night.) Light the edge and let it sparkle. When the sparkling process is finished and the coal is glowing, place a half tspn. of Success Incense on it. Now, concentrating as strongly as you can on success coming to you, light the candles in order starting with White #1 and proceeding around from #2 purple to #8 green. *Hold* your concentration for as long as you can (at least 15 minutes). Then, carefully move Candle #2 through #8 one inch towards the white candle #1. Now, move Lodestone #9—one inch towards the parchment with the lodestone on it. Blow out the candles one by one in the reverse order (#8, #7, #6, #5, #4, #3, #2, #1) and blank out your mind. Do not think about the ritual (read a book, go to sleep, etc.) Anything to get your mind off what you've just done.

Do this every night for 7 nights—each night moving the candles and lodestone a little closer so that, on the 7th (last night) of the ritual, all the candles will be touching and the two lodestones will be touching each other on top of the parchment.

*On the 7th (last) night:*

All of your candles are touching each other and the lodestones are touching: **BEFORE YOU BLOW OUT THE CANDLES**, take the lodestones and parchment and place them in the little red ouanga bag. Now, pour the iron filings into the bag. Spit into the bag, then, draw the string closed and knot it so that the bag will not open up. This will be your talisman to draw success to you. You should carry this with you at all times, or, keep it in a safe place at home. Under no circumstances should anyone but you know what this bag is for. Now, blow out the candles and go to sleep as usual.

When you wake up on the following day, place the leftover candles in a brown paper bag and discard. *Note:* It is best if you can throw this into a river if at all possible. Your ritual is completed. **KNOW** that success is on its way to you. Try to keep thoughts of the ritual out of your mind and don't forget your talisman.

So Be It Done!

## BLACK ARTS SPELL

### Supplies:

Protection Bath

½ oz. Protection Oil

½ oz. Black Arts Oil

½ oz. Yula Oil

Zombie Incense

Banishing Incense

Graveyard Dirt

Crossing Powder

2 Black Cross Candles

Black Phallus (Male) or

Yoni Candle (Female)

2 White Coach Candles

Black Skull Candle

Bat's Blood Ink

Parchment Skin

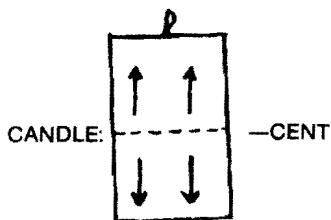
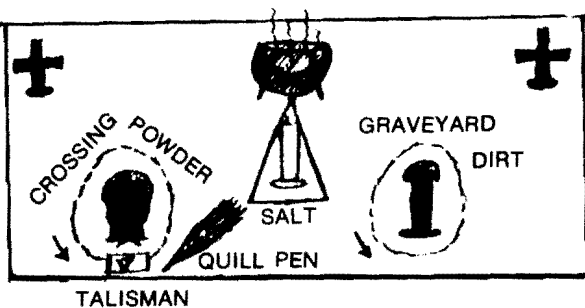
Quill Pen

Charcoal

### Instructions:

This ritual should be started preferably at the dark of the Moon (2 weeks after the Full Moon) if you can, start it on a Saturday night because Saturday represents the planet Saturn which is the planet of retribution. You must finish the ritual by the following Friday, a total of seven (7) days.

First, before you begin the ritual, you must take a ritual Protection bath. You must take this ritual Protection bath each day before you perform the ritual. Take 1 to 2 tablespoons of the bath mixture and add it to half a tub of warm water. Sit and relax in the tub feeling total protection and righteousness enveloping your entire being. Picture and feel a pure white light of energy enveloping your whole body and mind and spirit. Once this is done, you are ready to set up your altar, the following way:



ALTAR:

Anoint your forehead with a dab of Protection oil. Now, you are ready to anoint *all* of the candles enclosed in this kit except for one of the white candles which you will anoint when the first white candle is finished.

First, anoint the candles in the following manner. Start at the center of the candle and rub from the center, up and from the center, rub down.

### Candle Reference:

Anoint one white coach candle with the Protection oil. This candle represents you so it would be wise to carve your name on this candle and while doing so, you are to remember that you are righteous in your act. Place it on the altar as shown above. Pour a triangle of salt around your white candle for extra protection for yourself.

The two Black Cross Candles are your altar candles. Anoint both of them with the Black Arts Oil and place them on the altar as indicated above. These candles represent the cross condition that you are willing to the person who has caused you this condition.

Anoint the Black Skull Candle with the Black Arts oil and scratch the person's name on it. Place it on the altar as indicated above.

Anoint the Black Phallus or Black Yoni (Genital) candle with the Yula oil. Again, scratch the person's name on it. Place it on the altar as indicated in the diagram.


Remember, while you are anointing your candles, to project all the hate and vengeance to the person who has done your wrong. Do not feel remorse once this ritual has begun. There is no turning back so at this point, be sure you wish to continue. This is very important.

Now that you have set up your altar, you are ready to begin your ritual. Feel free to break the charcoal in half and use half at a time as this ritual requires 7 days and there are only 5 charcoals included in this kit.


Light a piece of charcoal, and when it is through sparking, it is ready to put incense on it. Place the charcoal in the brazier and sprinkle some Zombie Incense on the coal.

The white candle representing you is anointed with your name on it, surrounding it is a triangle of salt for protection. You will light this candle first and say aloud, "This candle represents Name: \_\_\_\_\_ . As it burns, so burns his/her spirit, who is seeking payment for what has been done to them."


Now, light the two (2) Black Cross Candles (Altar Candles). Now, begin by chanting the call of Damballah, Lord of the Cemeteries:

CHANT: 

Fi - o le Ç por Dam-ba-lá... Dam-ba-la wè do Fi - o -

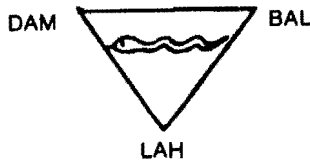


lé oh!... Dam-ba - la Wè do Fi - o lé



... Dam-ba - la Wè do Fi - o - lé por Dam ba la....

## TALISMAN DIAGRAM:



### CHANT:

Sing the chant for at least 5 minutes over and over. You will begin to feel the room vibrate with power. Now, you are going to make your talisman. Using the bat's blood ink with your quill pen, draw the Damballah talisman (see above) on one side of the parchment skin and the person's name on the other side.

Let the ink dry thoroughly. Very carefully, pass the talisman through the Zombie incense and then place it beneath the skull candle. (Don't forget to keep putting Zombie incense on the lit charcoal as it diminishes). Now, take up the Crossing powder and starting from behind the black skull candle, draw a circle with the powder counterclockwise around the black skull candle and say these words, "You who would deign to bring such ill fate to me shall now be encircled in your own hatred to be. It now surrounds you till your life doth wane". Now, light the black skull candle and as you light it, say, "This candle represents name: \_\_\_\_\_ . He/She has committed these crimes to me". Proceed to say aloud what he/she has done to you. At the same time, you are releasing all the anger pent up inside of you for the unjust cause. Sprinkle a little more Zombie incense over the charcoal and say:

"Damballah wedo forces that be, come from the night to who calleth thee. Come and take this soul for I wish to give you his head. Deep from the cemetary where you lie, come and take this person and spiritually let him die. A zombie in your legions he/she will now be until his karmic debt is paid to me".

Now, burn a little bit of Banishing incense. Thank Damballah wedo for his presence and extinguish the Black Skull Cndle first, next extinguish the two Black Cross Altar Candles and finally, extinguish your white protection candle.

The next day, repeat the ritual as before. Take your bath first, song next, light candles the same way and repeat black skull ritual. (You only have to *anoint* the candles with the appropriate oils once).

Now, you are ready to use the Black Phallus or Black Yoni Candle. It is already anointed and named, you don't have to do this again. Take the Graveyard Dirt and with it, draw a circle again counterclockwise around this figure candle. Again, you sing the ritual song while you are sprinkling the graveyard dirt around this candle for Damballah. Now, you will light this candle and say, "As this candle burns, it becomes the true essence of Name: \_\_\_\_\_. It is that which truly controls this person."

Now, sprinkle a little bit of crossing powder on the candle itself but not enough to make the candle go out. If this should happen, do not worry, just re-lite it. As you sprinkle the powder, say, "I place a crossed condition on your life's essence. Death to your special organ that rules you so grand. May it be marked with a pox of the filthiest kind, grow limp and placid with sores of foulness from within-side the ugliest and vile nature of you shall come from within to without. I implore the Goddess of Justice that this condition *be* until your karmic debt is paid back to me."

You may, at this point, also stipulate any other condition you may wish through the person's genital organ, all manner of disease may pass through their secret entrance. **NOW, ALL ARE LIT, LET THEM BURN ABOUT 15 MIN. & MEDITATE ON YOUR REVENGE. BLOW OUT.** At the end of this ritual, burn a little banishing incense. The next day, and everyday after that for a total of 7 nights you will do the whole ritual the same way including the Black Phallus or Black Yoni Candle. You are given 2 white candles. When one finishes, use the second remembering to carve your name upon it and anoint it with the Protection Oil and surround it in protective salt.

On the seventh night, allow all candles to burn of their own accord. Let them continue to burn until they go out on their own. The ritual is finished.

After it's over, collect all the wax, graveyard dirt, crossing powder, salt, ashes, etc., put it all into a paper bag, cut an orange in half, put both halves into the bag, go to the cemetery and throw the bag over your shoulder and don't look back. Remember, to leave 7 shiny pennies at the cemetery gates as you are leaving. Again, don't look back. This is so that Damballah, the Lord of the Cemetery will accept your Magick.

When you get home, take a hot bath of salted water in order to purify yourself and cleanse your body, mind, and spirit of the ritual from the past week.

Go back to life and know that justice has been done and is now in the hands of the Gods. So Be It Done.

## **LEGAL AND KARMIC DISCLAIMER**

The Magickal Childe and their respective employees will accept no karma for the results of this ritual. The Black Arts Ritual is true and authentic. The author also refutes any karmic ties from the ritual of the black arts. In fact, what we are stating is that the true purpose of this ritual was designed only for honest retribution. As we cannot sit in and judge each case, it is truly up to the individual to decide whether or not there is truly a need for this type of ritual. We insist that before you purchase this Black Arts Ritual, you are willing to sign the statement below:

I, \_\_\_\_\_, do hereby give my signature on this date of \_\_\_\_\_ that I accept all Karmic Law and Judgement, if there be any, for my act of this ritual. Nor will I ever lay blame for any actions or

results from this ritual on any member, person, author or employee or owner, having to do with the Magickal Childe, or other.

---

Signature

---

Witness

#### NOTARY SEAL

Remember, at the end of the ritual each day for the seven days, to blow out the candles in this manner after they are all lit and burning for awhile. First, blow out black phallus or black yoni candle, then, black skull candle, then two black cross candles, and blow out last, your white protection candle.



## FORMULARY CROSS REFERENCE

- Adam & Evil *see* Eve  
 A/C. D/C. *see* Anointing Oil  
 Animal *see* Satyre Oil  
 Autumn Leaves *see* Peace & Protection  
 Bewitching *see* Commanding  
 Bible Bouquet *see* Bible  
 Black Panther *see* Kyoto  
 Blessing *see* Holy Spirit  
 Bottom #20 *see* Zombie  
 Bouquet X135 *see* Happy Times  
 Bruno's Curse *see* Protection  
 Bull's *see* Minoan  
 Candle *see* Holy  
 Cedar of Lebanon *see* Cedar  
 Chinese Luck *see* Shi Shi  
 Chocolate *see* Easy Wrath  
 Cleo May *see* Come To Me  
 Conjure *see* Obeah  
 Controlling *see* Commanding  
 Courage *see* Instigation  
 Court *see* Van Van  
 Desire Me *see* Come To Me  
 Devil Trap *see* Satan Begone  
 Do As I Say *see* Commanding  
 Dream *see* Five Circles  
 Enchantment *see* Goddess of Love  
 Enemy *see* Evil Eye  
 Exodus *see* Get Away  
 Fantasy *see* Aunt Ana Wishbone  
 Forget Her-Him Not *see* Doves Heart  
 Forget Me Not *see* La Flamme  
 Friendship *see* Kindly Spirit  
 Gamblers *see* Jamaica Bush or Haitian  
 Gambler  
 Goddess *see* Nine Mysteries  
 Happiness *see* Happy Times  
 Hebrew *see* Qabal  
 Henry's Grass *see* Lobban  
 Hindu Grass *see* Nirvana  
 Holy Trinity *see* Trinity  
 Honey *see* Stay At Home  
 Hummingbird *see* Haitian Lover  
 Hypnotic *see* Meditation  
 Influence *see* Inspiring  
 Invisible *see* Flying Ointment  
 Irresistible *see* Q Perfume  
 Jamaica *see* Jamaica Ginger Water  
 Japanese *see* Holy Spirit  
 Jealousy *see* Flaming Power  
 Job *see* Success  
 Jungle Queen *see* Lovers  
 Just Judge *see* Black Candle Tobacco  
 Kludde *see* Citronella  
 Life *see* Easy Life  
 Lucifer *see* Devils  
 Lucky Nine *see* Nine Mysteries  
 Lucky Planet *see* Prosperity or Jupiter  
 Lucky 13 *see* Happy Times  
 Magic *see* Mimosa Magic  
 Manpower *see* All Night Long  
 Mexican Luck *see* Double Fast Luck  
 Money Mist *see* Money Drawing  
 Moses *see* King Solomon  
 Moving *see* Get Away or Hot Foot  
 Mystic Veil *see* Psychic Power  
 Nature *see* Cleopatra  
 Nervous *see* Quieting  
 New Life *see* Repentent  
 New Orleans *see* Marie Laveau Peace  
 Orchid *see* Orris  
 Pikaki *see* Hi John Conquering  
 Pinapple *see* Orange Blossom  
 Poppy *see* Bay  
 Primrose *see* Rose  
 Queen of Sheba *see* Queen  
 Queen of Tibet *see* Cleopatra  
 Reversible *see* Mint Bouquet  
 Rose of Crucifixion *see* Rosy Cross  
 St. Anthony *see* Frankincense  
 St. Joseph *see* Galangal & Jalup  
 St. Expidus *see* Myrrh  
 St. Jude *see* Holy  
 St. Michael *see* Sun or Frankincense & Myrrh  
 St. Peter *see* Lemon & Lime  
 San Cipriano *see* Spiritual Vision  
 San Jacobs *see* Bayberry  
 San Ramon *see* Horn of Plenty  
 Secret of Venus *see* Venus  
 Sensation *see* Khus Khus  
 Sesame *see* Gooona Goona  
 Seven Circles *see* Seven African Powers  
 Seventh Heaven *see* Fire of Passion  
 Shifting Sands *see* Doves Heart  
 Showers of Gold *see* Ten Silvers  
 Siete Macho Drops *see* King of the Woods  
 Song of Solomon *see* King Solomon  
 Spanish Moss *see* Obitsu  
 Special Dice *see* Winners Circle  
 Spell Breaking *see* Cats Blood  
 Spring Flowers *see* Lucky Spirit  
 Squint *see* Stay At Home  
 Summer Rain *see* Indian  
 Sure To Win *see* Haitian Gambler  
 Tutti Fruiti *see* India Bouquet  
 Uranus *see* Aquarius  
 Vibration  
 Vision *see* Spiritual Vision  
 Witches *see* Wicca  
 XYZ *see* Protection  
 Zula Zula *see* Yula

## INDEX

- Ritual Ingredients, 1  
Talismans, 2  
Candles, 3  
Incense, 3  
Oils, 4  
Powders, 4  
The Altar, 5  
Baths, 6  
Conclusion, 6
- Aabes, 1  
Aah, 7  
Ab Ra, 7  
Abramelin Incense, 7  
Abramelin Oil, 7  
Abtina, 7  
Aesculapius, 7  
African Ju Ju Powder, 7  
Agarbatti Chandan Incense, 8  
Algiers Powder, 8  
All Night Long, 8  
All Saints Powder, 8  
Altar Incense, 9  
Amber Musk Incense, 9  
Amor Oil, 9  
Ancient Wisdom Powder, 9  
Angel/Archangel Incense, 10  
Anger Powder, 10  
Anointing Oil, 10  
Anubis, 11  
Aphrodite, 11  
Arabian Bouquet Oil, 11  
Arabian Nights Oil, 11  
Arabka Soudagar Incense, 11  
Aries, 12  
Ari Senter, 12  
Astarte Incense, 12  
Astral Travel, 12  
As You Please Powder, 12  
Attraction Incense, 13  
Attraction Bath, 13  
Attraction Bath #2, 13  
Attraction Powder, 13  
Attraction Oil, 14  
Aunt Anna Wishbone Powder, 14  
Aunt Sally Dream Powder, 14  
Aunt Valerie's Healing Oil, 14  
Aum, 15  
Aus, 15
- Banishing Incense, 15  
Bast, 15  
Bat's Blood Incense, 15  
Bat's Blood Ink, 15  
Bat's Eye Incense, 16  
Bat's Heart Incense, 16  
Bend Over Oil/Powder, 16  
Beneficial Dream Incense/Powder, 16  
Bible Oil, 17  
Black Artists Incense/Powder #1, 17  
Black Arts Incense Powder #2, 17  
Black Arts Oil, 18  
Black Arts Powder, 18  
Black Candle Tobacco, 18  
Black Cat Oil/Powder, 18  
Black Devil Oil/Powder, 19  
Blessed Powder, 19  
Blue Angel Powder, 19  
Boss Fix Powder, 19  
Buckeye Incense, 20  
Buddha, 20
- Caliph's Beloved Oil, 20  
Cancer, 20  
Capricorn, 21  
Cat's Blood Incense, 21  
Cat's Eye, 21  
Cat's Heart, 21  
Cernunnos #1, 21  
Cernunnos #2, 22  
Chypre Oil, 22  
Circe, 22  
Cleopatra Oil, 22  
Cleopatra Incense, 22  
Come to Me, 23  
Commanding/Compelling/Controlling #1, 23  
Commanding/Compelling/Controlling #2, 23  
Concentration, 24  
Confusion, 24  
Conquering Glory Powder/Incense, 24  
Consecration, 24  
Controlling, 24  
Courting Powder, 25  
Crossing Incense/Oil/Powder, 25  
Crown of Success Incense, 25  
Crucible of Courage Incense /Oil, 26
- Damask Rose, 26  
Dambalah, 26  
Damnation Powder, 26  
Deja Vu, 26  
Delight Powder, 27  
Desire, 27  
Devil's Master Incense, 27  
Devil's Oil, 27  
Devil's Snuff Powder, 27  
Divination, 27  
Dixie Love Perfume Oil, 28  
Domination, 28  
Double Cross, 28  
Double Cross Incense, 28

Double Fast Luck Incense, 29  
Dove's Blood Incense, 29  
Dove's Blood Ink, 29  
Dove's Eye Incense, 29  
Dove's Heart Incense, 29  
Dragon's Blood Crystal Bath, 30  
Dragon's Blood Ink, 30  
Dragon's Blood Oil, 30  
Draw Across Powder, 30  
Draw Back Powder, 31  
Draw Back Incense, 31  
Drawing Powder, 31  
Dreams of Delight Powder, 31  
Dream Incense, 31  
Dressing Incense, 31  
Drive and Bind, 31  
Druidic Holy, 32  
Dryad, 32

Earth Incense Special, 32  
Easy Life Powder, 32  
Easy Times, 33  
Easy Wrath Powder, 33  
Egyptian Body Oil, 33  
Egyptian Temple, 33  
Egyptian Vision, 33  
Eleventh Degree Oil, 34  
Ending Oil, 34  
Enochian, 34  
Envy & Jealousy Powder, 34  
Esbat Incense, 34  
Esbat Oil, 35  
Eve Oil, 35  
Evil Eye Perfume Oil, 35  
Exorcism, 35

Fast Luck Incense/Oil/Powder/Bath/  
Floorwash, 35  
Fast Scrubbing Incense, 35  
Fiery Command Incense, 36  
Fiery Wall of Protection, 36  
Fire of Love Incense, 36  
Fire of Passion Incense, 36  
Five Circles, 36  
Flame of Desire, 37  
Flaming Powder, 37  
Florida Water #1, 37  
Florida Water #2, 38  
Florida Water #3, 38  
Florida Water #4, 38  
Flying Devil, 38  
Flying Incense, 39  
Flying Ointment #1, 39  
Flying Ointment #2, 39  
Follow Me Boy, 40  
Four Thieves Vinegar, 40  
French Bracelet, 40  
French Creole Oil, 41  
French Love Powder, 41

Gypsy Gold, 41  
Gypsy Love, 41  
Gemini, 41  
Get Away Powder, 42  
Glow of Attraction, 42  
Go Away, 42  
God Fire, 42  
Goddess of Evi, 42  
Goddess of Love Powder, 43  
Golden Dawn, 43  
Good Luck, 43  
Good Luck Mystic, 43  
Good Luck Spiritual, 43  
Goofer Dust, 44  
Goon Goon Incense, 44  
Graveyard Dirt/Dust, 44  
Green Powder, 44

Haitian Gambler, 45  
Haiti Jungle Drops, 45  
Haitian Lover, 45  
Happy Times, 46  
Has No Hanna Oil, 46  
Has No Hanna Incense, 46  
Health Oil, 46  
Heather, 46  
Hecate, 46  
Heka, 47  
Hell's Devil, 47  
Helping Hand, 47  
Herb Oil, 47  
Hermes Incense, 47  
Hetep, 48  
Hex Bane, 48  
High Altar Brand, 48  
High Conquering, 48  
High John the Conqueror, 48  
Hindu, 48  
Holiness Powder, 48  
Holy Incense, 49  
Holy Oil, 49  
Holy Spirit Powder, 49  
Holy Herbs, 49  
Horn of Plenty, 50  
Horus, 50  
Hot Foot Powder, 50  
House Blessing, 50  
House Dressing, 51

India Bouquet, 51  
Indian Incense, 51  
Inflammatory Confusion, 51  
Inflammatory Incense, 52  
Initiation, 52  
Inspiring Powder, 52  
Instigation, 52  
Iris Perfume Oil, 53  
Ishtar, 53  
Isis Oil, 53

Jalop Powder, 54  
Jamaica Bush Powder, 54  
Jamaica Ginger Water, 54  
Jinx Incense, 55  
Jinx Removing (Inside), 55  
Jinx Removing (Outside), 55  
Jinx Removing Incense, 55  
Jinx Removing Bath, 56  
Jockey Club Perfume Oil, 56  
John the Conqueror Powder/Incense, 56  
Joy, 56  
Ju Ju Oil, 57  
Jua Jua Powder, 57  
Jupi, 57  
Jupiter, 57  
Jury Winning Powder, 57  
Jyoti, 58

Kabala Powder, 58  
Khus Khus, 58  
Kindly Spirit, 58  
King of the Woods, 59  
King Solomon Oil, 59  
King's Perfume Oil, 59  
Kore, 59  
Kundalini, 59  
Kyoto Powder, 60  
Kypri Incense, 60

Lady Luck Incense, 60  
La Flamme Oil, 61  
Leo, 61  
Libra, 61  
Lodestone, 61  
Lobban, 62  
Lost and Away, 62  
Love & Success, 62  
Love Breaker, 62  
Love Herbs/Love Herbs Oil, 63  
Love Incense, 63  
Love Oil, 63  
#20 Love Oil, 63  
Love Me Perfume Oil, 63  
Love Powder, 64  
Lover's Incense, 65  
Luck Around Business, 65  
Lucky Dog Oil, 65  
Lucky Lodestone Oil, 65  
Lucky Mystic Powder, 66  
Lucky Powder, 66  
Lucky 7 Root, 66  
Lucky Spirit Powder, 67  
Luv Luv Luv Oil, 67

Maa-Isa, 67  
Mad Oil, 67  
Magick Carpet, 67  
Magnet, 68

Mandrake Perfume Oil, 68  
Marie Laveau Peace, 68  
Mars, 68  
Master Oil, 69  
Mediation Incense/Oil, 69  
Memory Drops, 69  
Mercury, 69  
Mimosa Magick Oil, 70  
Minoan Incense (Herbal), 70  
Minoan Incense/Oil (Liquid), 70  
Mint Bouquet Oil, 71  
Money Oil, 71  
Money Drawing Powder, 72  
Montseurat Incense, 72  
Moon, 72  
Moon Magick, 72  
Moss Rose, 72  
Mount Powder, 73  
Musk Love Powder, 73  
Mystic Incense, 73  
Mystic Rites Incense, 73  
Mystic Powder, 73  
Mystical Ritual Powder, 73

Nefertiti, 74  
Nepenthe, 74  
Neptune, 74  
Netra, 74  
Nine Mysteries Oil, 74  
Nirvana Incense, 74  
No Hex Powder, 75

Obeah Perfume Oil, 75  
Obeah Powder, 75  
Obitsu Powder, 76  
Oracle, 76  
Orange Powder, 76  
Osiris, 76

Pan, 76  
Papyrus, 76  
Pax/Peace, 76  
Peace & Protection Incense, 77  
Peaceful Home Powder, 77  
Pentatruck, 77  
Pisces, 77  
Power/Power Brand Perfume Oil, 78  
Pray/Praying Incense, 78  
Prosperity Powder, 78  
Protection, 79  
Protection & Love, 79  
Psychic Power Powder, 79  
Psychon, 80  
Purple Willow Herb, 80

Qabal Incense, 80  
Queen Bee, 80  
Queen Oil, 80  
Quieting Powder, 81

- Quitting Powder, 81  
 Q Perfume Oil, 81  
  
 Red Fast Luck Drops, 81  
 Red Powder, 82  
 Red Rose Incense/Powder/Oil, 82  
 Repentant Powder, 82  
 Root Powder, 82  
 Rose Incense, 83  
 Rosemary Incense, 83  
 Rosy Cross, 83  
  
 Sabbat Incense/Oil, 83  
 Sabut, 84  
 Sagittarius, 84  
 Samadhi, 84  
 Sanctum Regnum, 84  
 Sandalwood Incense, 84  
 Satan Be Gone Incense/Powder, 85  
 Saturn, 85  
 Satyr Oil, 85  
 Scorpio, 86  
 Seax Incense, 86  
 Sekhmet, 86  
 Separation Powder, 86  
 Seven Africans Incense, 87  
 Seven Day Uncrossing, 87  
 Seven Day Uncrossing Bath, 87  
 Shi Shi Incense, 88  
 Shoe String Root Powder, 88  
 Snake Oil, 88  
 Snuff Powder, 88  
 Solar Amber, 88  
 Sortes Sacrae, 89  
 Special Favors Oil, 89  
 Special Perfume Oil #20, 89  
 Spirit's Guide Perfume Oil, 89  
 Spiritual Vision Incense, 89  
 Spirit Incense, 90  
 Spiritual Good Luck Incense, 90  
 Spiritualist's Powder, 90  
 Star of the Sea, 90  
 Starry Wisdom Oil, 90  
 Stay at Home Incense/Powder/Floor-  
 wash, 91  
 Strega, 91  
 Success Incense, 91  
 Sun, 92  
 Sutch, 92  
 Swallow's Blood Incense, 92  
 Swallow's Eye Incense, 92  
 Swallow's Heart Incense, 92  
  
 Taper Perfume Oil, 92  
 Tar Perfume Oil, 93  
 Taurus, 93  
 Tejas, 93  
 Temple Incense, 93  
 Ten Commandments Powder, 93  
  
 Ten Slivers Powder, 94  
 Tetragrammaton, 94  
 Thief Powder, 94  
 Three Jack's Oil, 94  
 Three King's Incense, 95  
 Three Knave's Oil, 95  
 Thrifty Powder, 95  
 Turquoise, 96  
 Twisting Powder, 97  
  
 Uncrossing Incense/Powder/Oil, 97  
 Uncrossing, 97  
 Untruthful Powder, 97  
 Unforgiving Powder, 98  
 Unfaithful Powder, 98  
  
 Van Van Incense, 98  
 Venus Incense #1/Oil, 98  
 Venus Incense, #2, 99  
 Venus Incense #3, 99  
 Venus Oil, 99  
 Venus Powder, 100  
 Versatile Powder, 100  
 Vesta Powder, 100  
 Vesta Aru, 100  
 Vestar Powder, 100  
 Virgo, 101  
 Voodoo, 101  
 Voodoo Night Perfume Oil, 101  
 Voodoo Powder, 101  
  
 War Powder, 102  
 War Water, 102  
 Water of Notre Dame, 102  
 Wear Away Powder, 102  
 Weed of Misfortune, 103  
 Winner's Circle Perfume Oil, 103  
 Wishbone Powder, 103  
 Wisteria Incense, 103  
 Wisteria Perfume Oil, 103  
 Wolf's Blood, 103  
 Wolf's Eye Incense, 104  
 Wood Song, 104  
 Wormswood Powder, 104  
  
 Ya Ya Powder, 104  
 Yaka Powder, 105  
 Yo Yo Powder, 105  
 Yuza Yuza Oil, 105  
 Yula Perfume Oil, 105  
  
 Zawba Powder, 106  
 Zombi, 106  
 Zonka Powder, 106  
 Zorba Perfume Oil, 106